



**Pratap Public School,
Panipat**

Class Nursery

**Summer Holidays' Homework
Session 2020-21**

IT IS SUMMER

What do you eat and wear in the Summer season. Colour them.



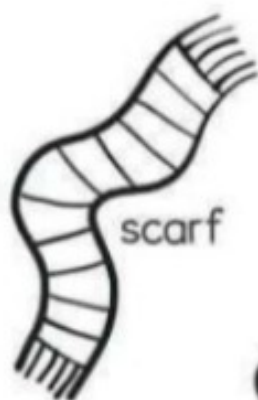

wool hat



swim suit



sun-glasses



scarf




hot tea




ice cream




flip-flops




Count the candles on each cake. Match them with the correct number.




2




4



5




1



3



Dip your finger in green poster colour and imprint in the given space to complete the tree.




Read and Colour





Draw a line to connect each picture with its other half.



Complete the carrot by tearing the orange paper and pasting it in the carrot.

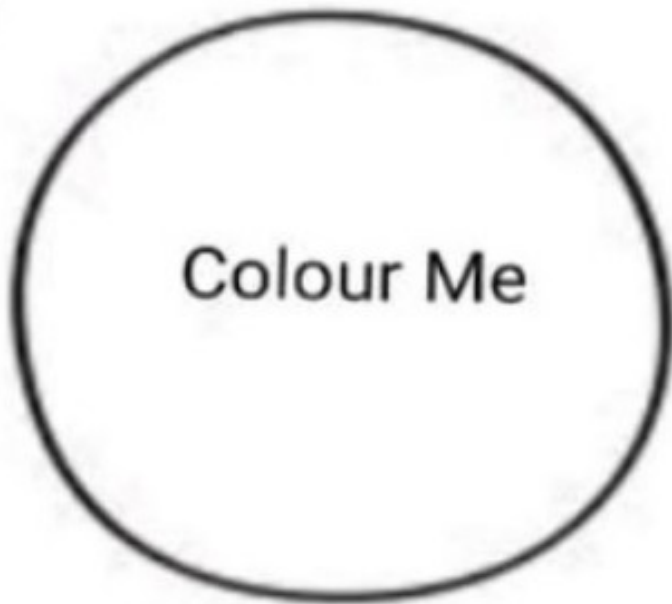




Long / Short

Let's do finger printing in the long caterpillar





Colour the objects
which have round shape







Weather Match

Match the weather to the correct picture.



Draw a line to match the
parents to their babies.






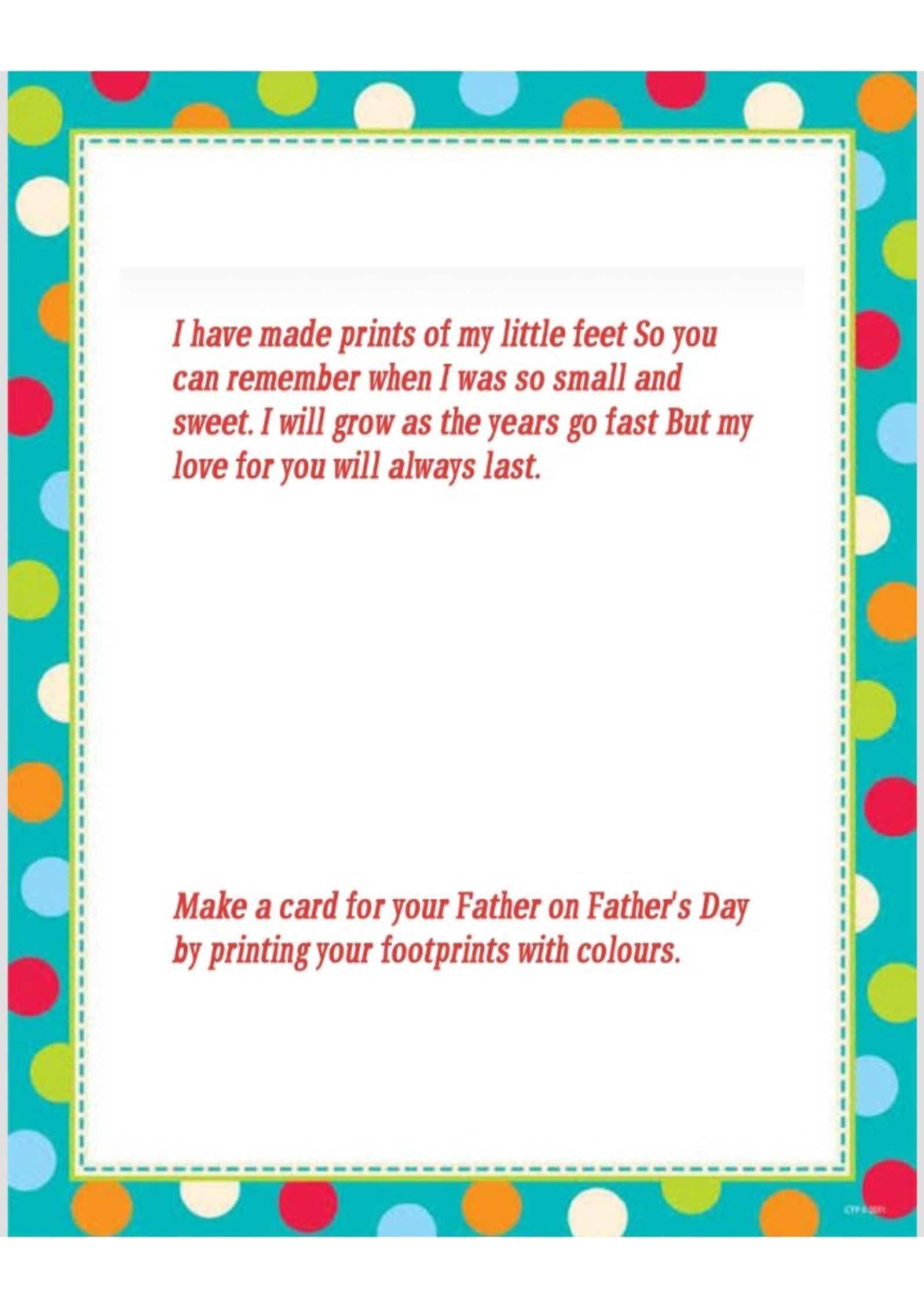
MY BEAUTIFUL GARDEN

Instructions : Paste pencil shavings on the flowers, small pieces of grass on the ground to help the gardener make the garden look beautiful.




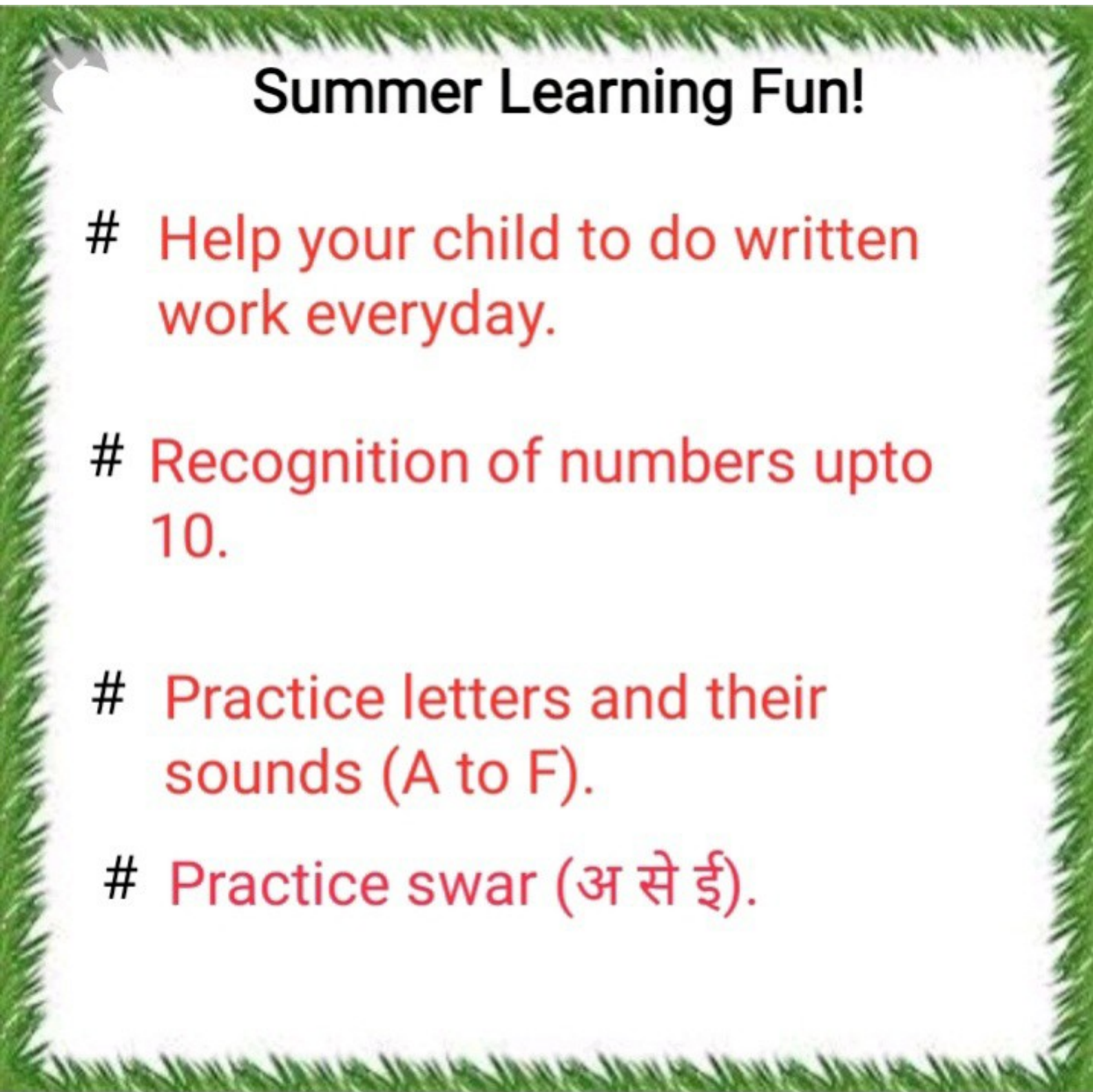
Use ribbons, paints, colourful bindis and sequins to decorate the pots on the dancer's head.





*I have made prints of my little feet So you
can remember when I was so small and
sweet. I will grow as the years go fast But my
love for you will always last.*

*Make a card for your Father on Father's Day
by printing your footprints with colours.*



Summer Learning Fun!

- # Help your child to do written work everyday.
- # Recognition of numbers upto 10.
- # Practice letters and their sounds (A to F).
- # Practice swar (अ से ई).



- # Help your child to make a beautiful photo frame using cardboard.
- # Do one page of each subject everyday.

Maths:- Complete page no. 3 to 28 in Maths Workbook 1

English:- Complete page no. 3 to 23 in CAPITAL LETTERS workbook

EVS:- Complete page no. 5 to 13 in Tell Me Why?

****Take printouts of the assignments.***



Happy Holidays! 😊





**Pratap Public School,
Panipat**

Holidays' Homework

Class K.G.



Fill in the letters.

A



C



E

F



H



J

K



M



O

P



R



T

U



W



Y

Z



Fill in the letters.

a

e

f

j

k

o

p

t

u

y

z

Missing Letters

Fill in the missing letters.

A B _____

_____ H _____

_____ P _____

_____ X _____

a b _____

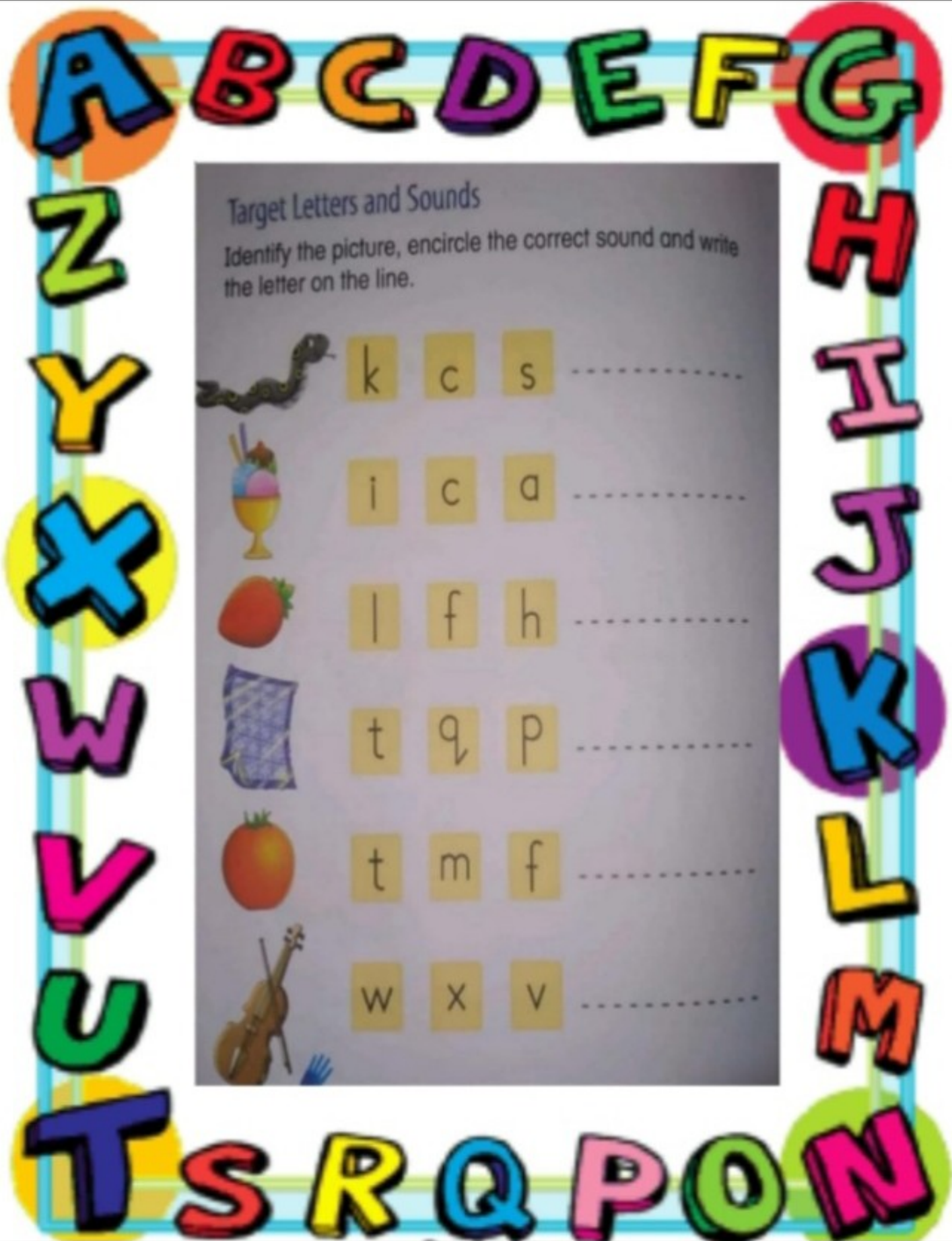
_____ j _____

_____ r _____

y _____

Skill: Filling the missing letters in upper case and





Target Letters and Sounds

Identify the picture, encircle the correct sound and write the letter on the line.

	k	c	s
	i	c	a
	l	f	h
	t	q	p
	t	m	f
	w	x	v

Match the sound with the picture



Quack Quack



Clap Clap



Ding Dong



Honk Honk


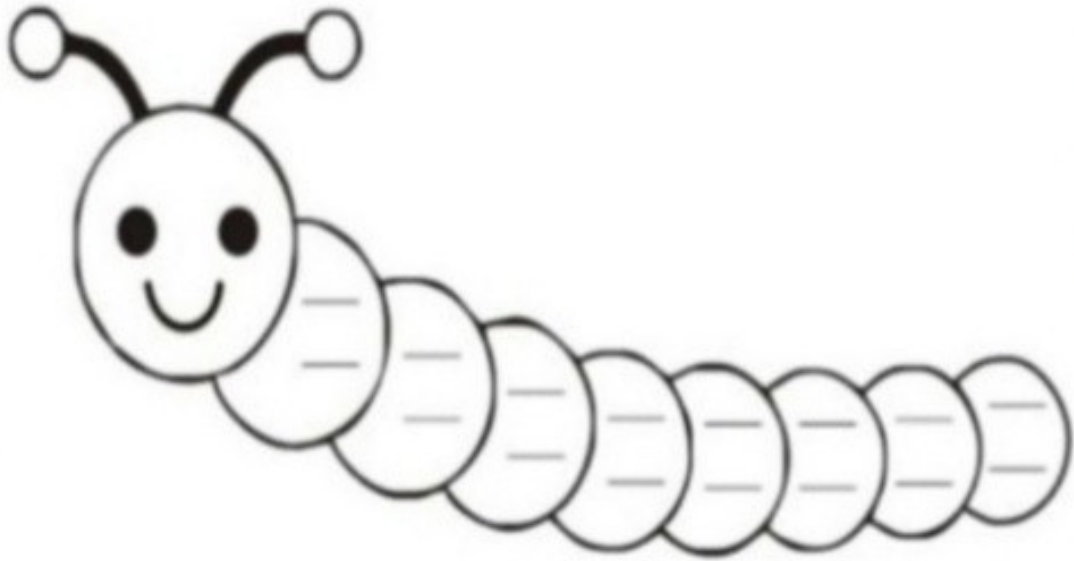


Woof Woof



Dum Dum

अ से अः तक लिखो:-



खाली स्थान भरो

क		ग		ङ	
छ		झ		ट	
ड		ण		थ	
ध		प		ब	
म		र		व	
ष		ह		त्र	



चित्र देखकर सही अक्षर पर गोला लगाइए :-

	अ ए इ		उ आ इ
	अ इ अ		ऋ ए ऊ
	उ आ ए		ई आ उ
	अ इ ए		अ इ ऊ



अक्षर को चित्र से मिलाओ

क
ख
ज
च
झ
छ
घ
ग



अक्षर का अक्षर से मिलान कीजिए :

अ

ई

आ

अ

इ

आ

ई

इ

उ

ऋ

ऊ

उ

ऋ

ऊ



Fill in the blanks 1 to 50

1		21		
2			32	
	13	23		43
	14		34	
5		25		45
	16		36	
	17		37	47
8		28		
	19	29		49
10			40	





Fill in the blanks 51 to 100

51

81

62

82

63

73

93

54

74

94

55

85

66

86

57

67

78

97

79

88

69

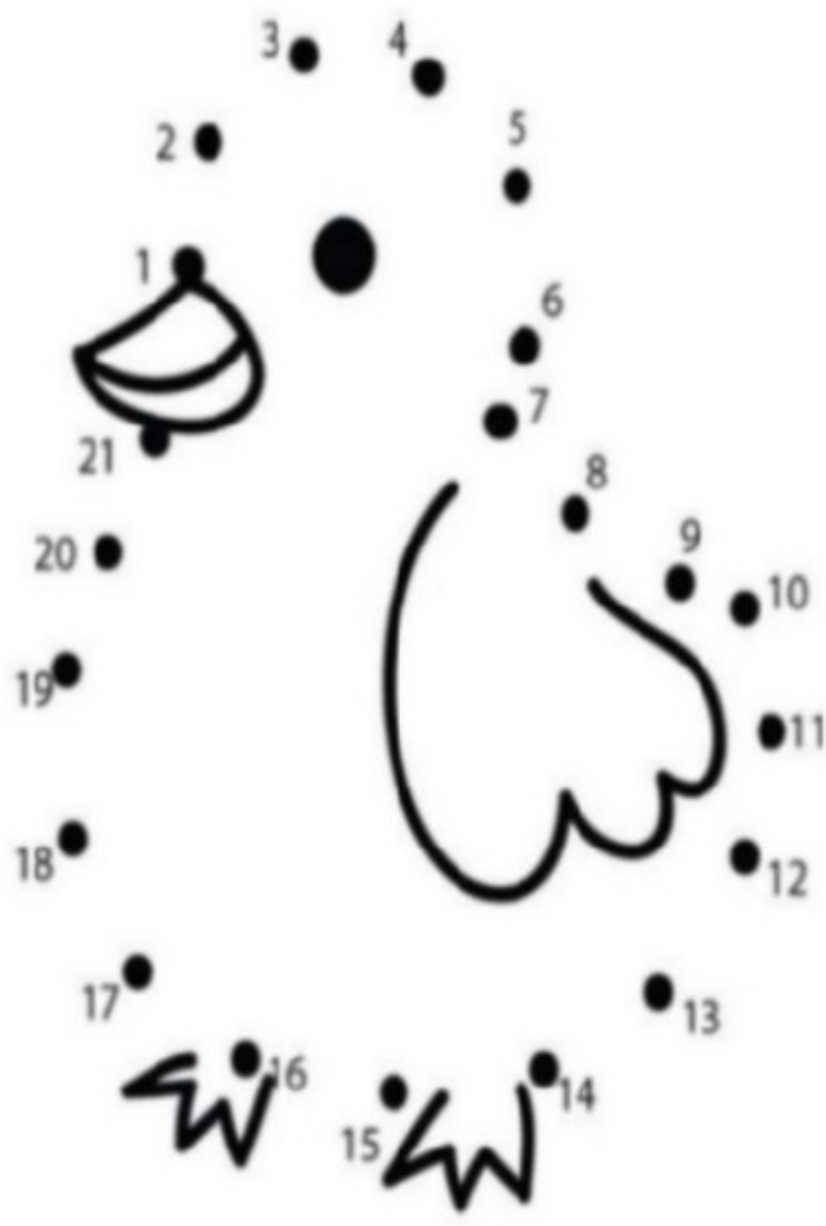
60

80

100




Help your child join the dots with a pencil and colour the picture that emerges.



0 1 2 3 4 5 6 7 8 9

1 2 3 4 5 6 7 8 9



0 1 2 3 4 5 6 7 8 9

0 1 2 3 4 5 6 7 8 9


Back Counting 20 to 1

20		10	
19		9	
18		8	
17		7	
16		6	
15		5	
14		4	
13		3	
12		2	
11		1	



MANDI CORRUPTION

Circle the vegetables which are not in correct order.






Encircle the biggest object in each group.



Name _____

Healthy or Not Healthy?

Cross out the unhealthy food items and colour the healthy food items.



Pattern Matching

Match the two halves to complete the pattern.





Keep Cool

Name _____

Date _____

It is summer.

What do you eat and wear in summer season, colour it.




Colour the umbrella


1 - red
2 - green
3 - black
4 - yellow

5 - pink
6 - orange
7 - purple
8 - blue

9 - white
10 - brown



Colouring Sheet



Fun time:

Colour the leaves of the pineapple green.

Dip your finger in brown paint and colour the pineapple:



Fun with Clay



1. Take some Clay Dough.

2. Roll it between your palms.

3. Then give it a different shape to
make some creatures out of it.

Some examples are given over here.

Make the most of your holidays!



Pratap Public School, Panipat



👤 You and I 👤
In this beautiful world
Green grass, blue skies
In this beautiful world
Let's make Dad's world more beautiful by sharing
the hand print with him. 🧑

- * Take 2 water colours... 🎨
- * Dip your hand in your favourite colour and Dad's hand in a contrasting colour... 🧑
- * Imprint it on the chart paper as shown... 🖨️





Dear Parents,

Holidays are fun for both kids and parents as you get plenty of time to be with your child. And as you spend more time with your child during the holidays, kindly keep the following points in mind:

1. Encourage the child to converse in English.
2. Encourage the child to use the four magical words; Sorry, Please, Thank you and Excuse Me.
3. Encourage the child to eat more fruits, milk products, sprouts, green vegetables and drink fruit juices. Avoid junk food.
4. Encourage the child to do nature walk. Play outdoor games in the evening. Avoid playing games on mobiles and tabs. Avoid watching television.
5. Enhance the child's creative skills by encouraging him to do colouring and small projects on craft.



Happy Holidays! 😊





PRATAP PUBLIC SCHOOL PANIPAT

A colorful illustration of five children painting a large white sign on a brick wall. A rainbow arches over the sign, and two white clouds are positioned near its ends. The children are dressed in various summer outfits, including hats and overalls. One girl is on a ladder, another is holding a paintbrush, and others are looking at the sign.

SUMMER HOLIDAYS' HOMEWORK CLASS I

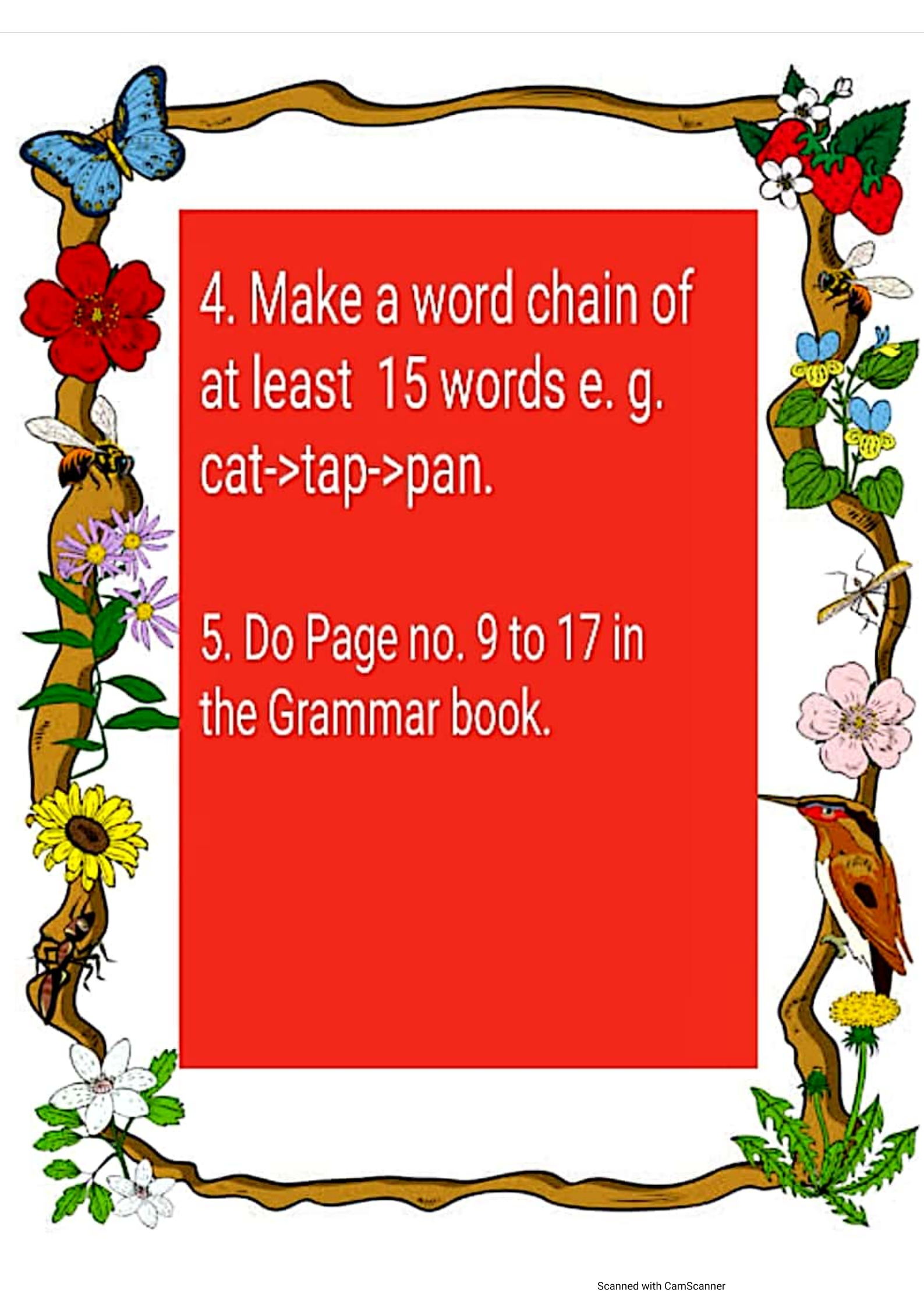


English

1. Write half a page in cursive handwriting everyday.

2. Draw your favourite fruit and write 5 – 6 lines on "My Favourite Fruit".

3. Learn any two poems (out of syllabus).

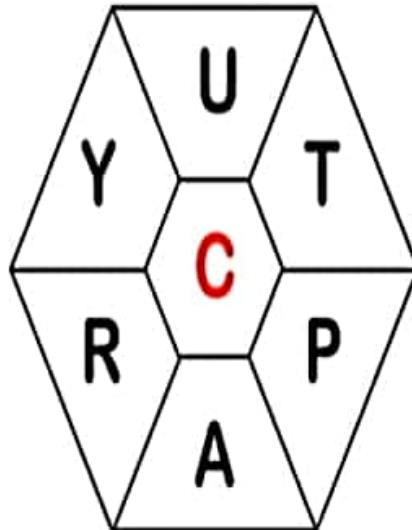


4. Make a word chain of at least 15 words e. g. cat->tap->pan.

5. Do Page no. 9 to 17 in the Grammar book.

Make a new word by combining the letters in the hexagon.

The central red letter should be kept common every time.



--	--	--

--	--	--

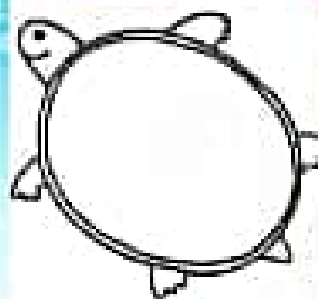

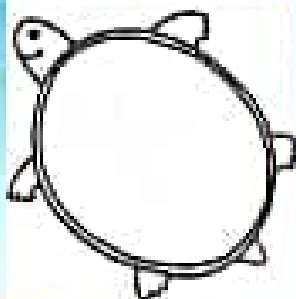
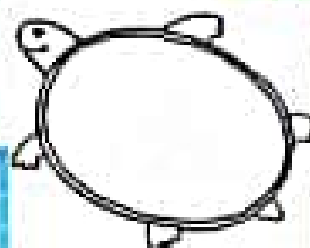


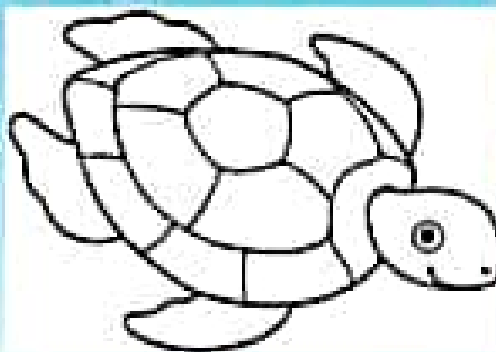
--	--	--

--	--	--

ABCDEFGHIJKLMNOPQRSTUVWXYZ

NAME: _____ CLASS: I- _____ DATE: _____

Cut out and paste all the 'sh' words in the baby turtles.



when	ship	wish	short	lunch	moth	clan
the	fish	wheat	chew	bench	shop	rash

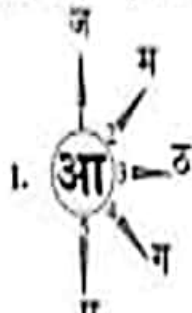
हिन्दी

दो,तीन, चार अक्षरों से बने शब्द और
आ की मात्रा वाले शब्द:-

- * शब्द बनाओ (20 शब्द)
- * शब्द तोड़ो (20 शब्द)
- * चित्र बनाकर शब्द लिखो (20 शब्द)
- * 10 पृष्ठ आ की मात्रा से बने शब्दों का
श्रुतलेख (10 शब्द)
- * नैतिक शिक्षा पर आधारित कोई एक
कहानी याद करो ।
- * प्रतिदिन एक पृष्ठ सुलेख कीजिए ।

आ की मात्रा

नीचे में दिए गए अक्षर को बाहर दिए गए अक्षरों के साथ जोड़कर शब्द बनाओ।



1. आज
2. _____
3. _____
4. _____
5. _____



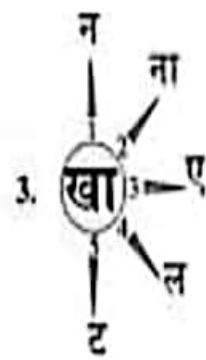
1. घाट
2. _____
3. _____
4. _____
5. _____



1. काम
2. _____
3. _____
4. _____
5. _____



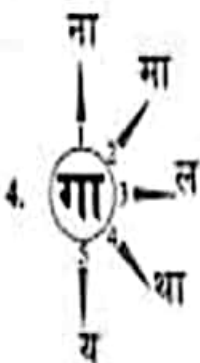
1. चार
2. _____
3. _____
4. _____
5. _____



1. खान
2. _____
3. _____
4. _____
5. _____



1. छाप
2. _____
3. _____
4. _____
5. _____



1. गाना
2. _____
3. _____
4. _____
5. _____



1. जाग
2. _____
3. _____
4. _____
5. _____



आ की मात्रा

चित्रों को देखकर शब्द पूरा करें



का ---



--- ला



मा ---



बा ---



--- जा



--- ना

आ की मात्रा

चित्र देखकर वाक्य पूरे करो -



सलमा

खा।

नगमा



पहन



बरखा

पकड़।

रचना



मत बजा



मत जला।



साफ कर।



निम्नलिखित कार्य किताब में करें:-

* पाठ्य पुस्तक (वाटिका)

पृष्ठ- 15, 16, 17, 18, 21, 22,
24, 25, 26, 27

* व्याकरण भारती

पाठ - 1 (पृष्ठ- 6)

पाठ - 2 (पृष्ठ- 8, 9)

पाठ - 3 (पृष्ठ- 13, 14)

पाठ - 6 (पृष्ठ- 24, 25)



MATHS

3. Learn the tables of 2 and 3.

4. Learn number names 1 - 50.

5. Complete Pages 1 to 11 in the book.

Fill in the missing numbers.



Count by 2s



a.

2	4			10		
---	---	--	--	----	--	--

b.

64		68		72					84
----	--	----	--	----	--	--	--	--	----

c.

30					42				
----	--	--	--	--	----	--	--	--	--

d.

				84			92		
--	--	--	--	----	--	--	----	--	--

f.

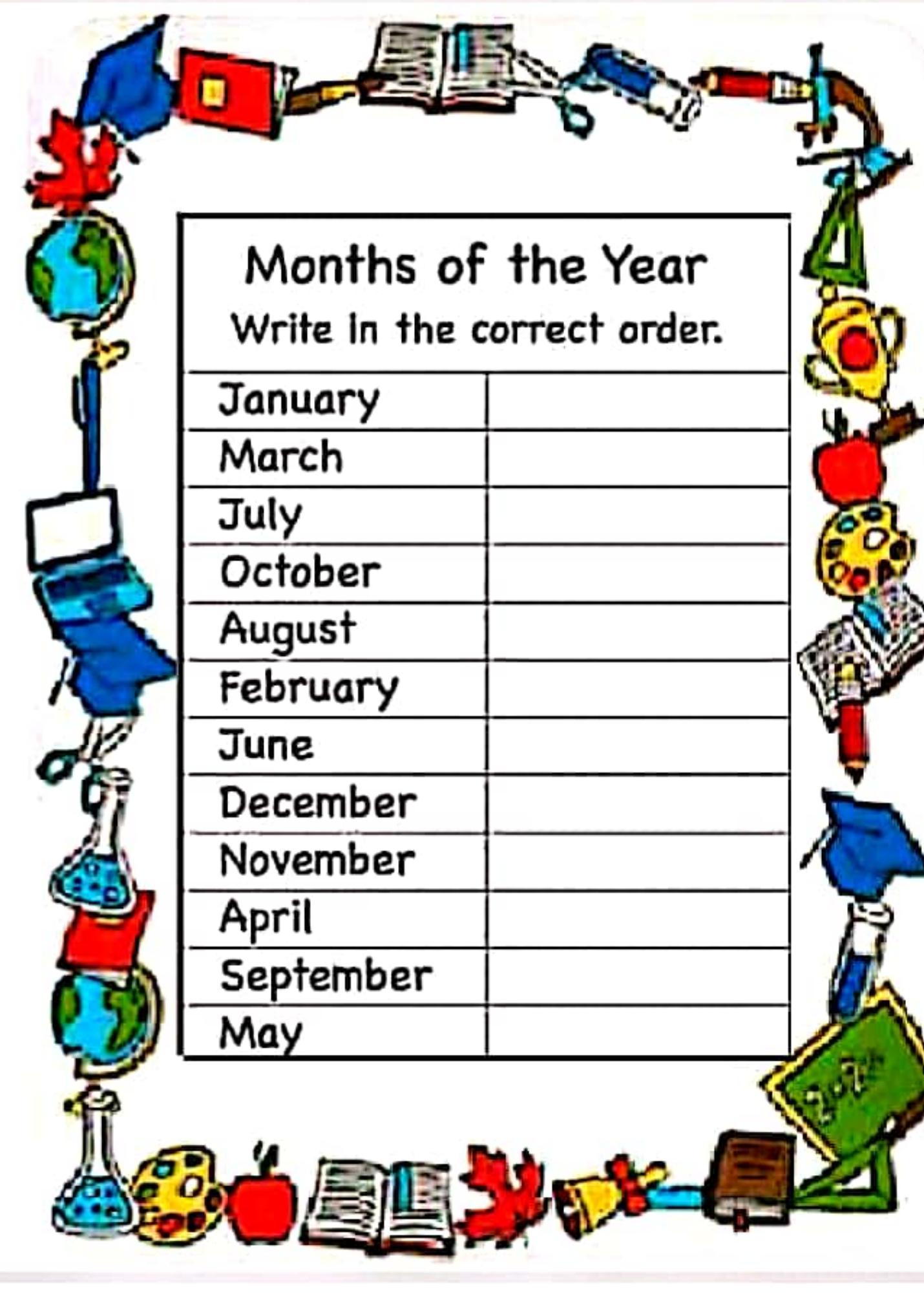
				26					
--	--	--	--	----	--	--	--	--	--

days of the week



sunday red
monday yellow
tuesday pink
wednesday green

thursday orange
friday blue
saturday purple



Months of the Year

Write in the correct order.

January	
March	
July	
October	
August	
February	
June	
December	
November	
April	
September	
May	



E.V.S.

**1. Plant a tree with
the help of your
parent(s).**



EVS ACITVITY-1

ALL ABOUT

I am years old

I Live with

My Friends Are

I like to watch

Favorite activities

My Favorite:

COLOR:

FOOD:

ANIMAL:

BOOKS:

I am good at

When I grow up I want to be...

EVS ACTIVITY - 2



Look at the pictures on each row and choose the right sense organ.





M.Science

Activity: Draw a family tree.
(Page no.19)





Art and Craft

1. Make an article with empty plastic bottles.

2. Do Page no. 3 to 10 in the Colouring Book.





**ENJOY YOUR SUMMER
VACATION**



PRATAP PUBLIC SCHOOL PANIPAT

SUMMER HOLIDAYS' HOMEWORK CLASS II





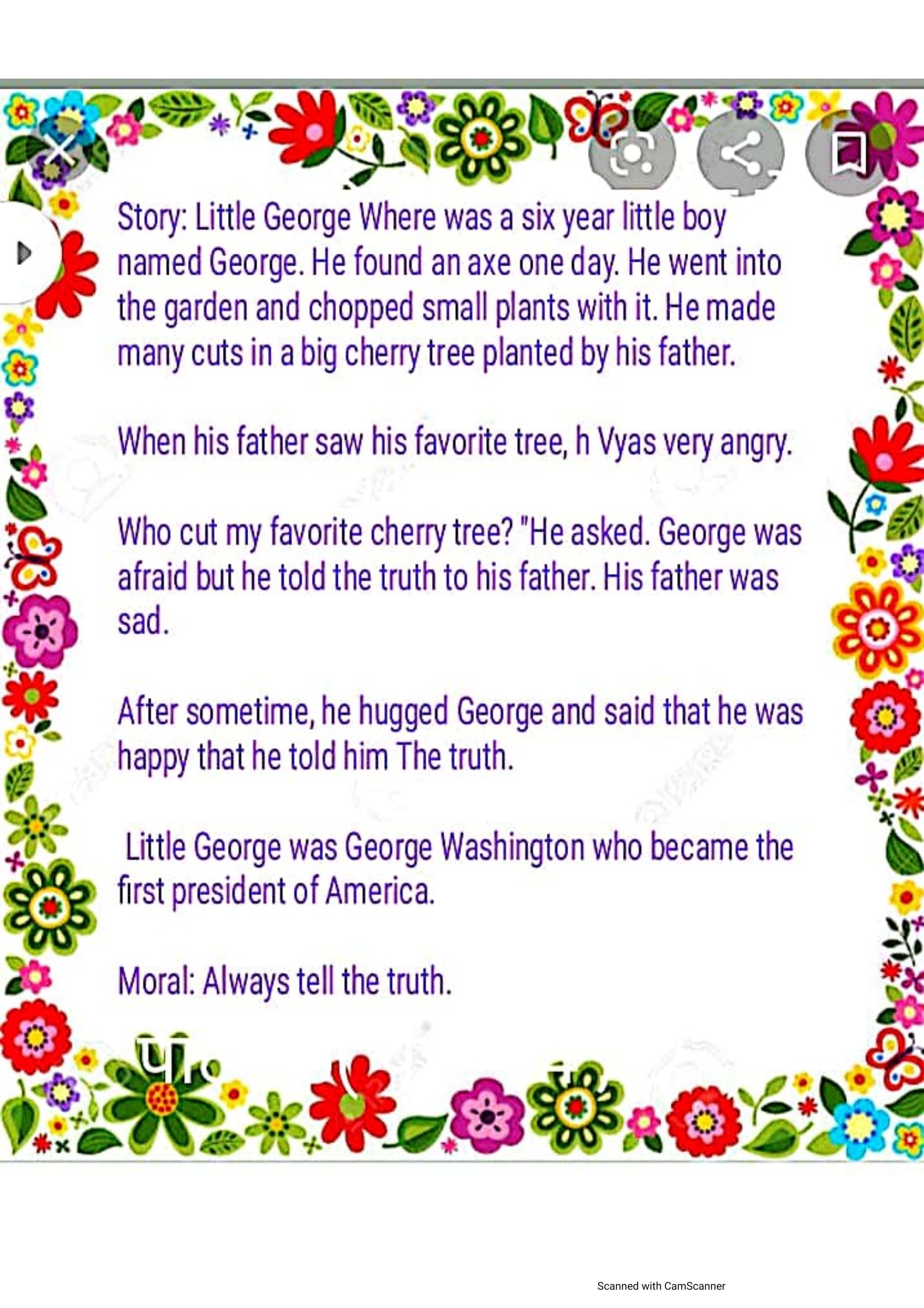
ENGLISH

*1) Write 10 pages in
cursive writing in
the writing book
(half a page daily)*

2) *Learn any two poems (out of syllabus).*

3) *Learn the composition - My school and the story 'Little George'.*





Story: Little George Where was a six year little boy named George. He found an axe one day. He went into the garden and chopped small plants with it. He made many cuts in a big cherry tree planted by his father.

When his father saw his favorite tree, h Vyas very angry.

Who cut my favorite cherry tree? "He asked. George was afraid but he told the truth to his father. His father was sad.

After sometime, he hugged George and said that he was happy that he told him The truth.

Little George was George Washington who became the first president of America.

Moral: Always tell the truth.

A. Complete the following details about yourself.

1. All about Me!

.....
(This is how I write my name.)

This is what I
looked like on my
birthday.
(Draw yourself)



My birthday
pic <input type="checkbox"/> <input type="checkbox"/>

My Family (write four lines about your family.

1.
2.
3.
4.

- a) I am:**
.....
- b) My favourites:**
1. Food
 2. Colour.....
 3. Animal
 4. Sport.....
 5. Book.....



Fill in the blanks using prepositions from the word bank.

Prepositions connect words to more information about place, time, or direction.

by from to with in
of for out on off

1. I went to the store with my family.
2. Can you buy me a gift _____ my birthday please?
3. We have always lived _____ a lot of pets.
4. My mom was mad because I left all _____ my clothes _____ the floor.
5. Did you want to stop _____ Tennessee when we drive _____ Florida?
6. My grandma is originally _____ Russia.
7. I like to spend time _____ my room.
8. We got a new car _____ my big brother.
9. My family went _____ the door.
10. Bruce went _____ France _____ his vacation _____ his friends.






Choose the related words and write them in correct box.

Rubbish or Treasure words



- shop
- shup
- wish
- dish
- fish
- fush
- dush
- cush
- shot
- ship
- shock



Nome _____

Long Vowels



c_k_



h_v_



n_s_



c_n_



t_m_



w_v_



k_t_



b_n_



v_s_



r_d_

हिन्दी

- 1) पाठ्य पुस्तक 'वाटिका' के पाठ 1,2,3 को पढ़ें एवं कम से कम 15 कठिन शब्दों के अर्थ लिखकर उनका वाक्यों में प्रयोग करें।
- 2) पाठ्यक्रम के अतिरिक्त कोई भी एक कविता याद करें।
- 3) 1-10 पृष्ठ तक हिंदी सुलेख पुस्तिका में करें (प्रतिदिन आधा पृष्ठ)।

कलम से बातें

खाली स्थान भरिए-

एक
.....	बारह
तीन
.....	चौदह
पाँच
.....	सोलह
सात
.....	अठारह
नौ
.....	बीस

कलम से बातें

1. नाचे दिए चित्रों को देखिए और बताइए कौन, क्या कर रहा है?



पढ़ना
खेलना
गाना



देखना
सिलना
नाचना



सिलना
खाना
सोना



टिमटिमाना
चमकना
चहचहाना



बोलना
चौड़ना
खेलना



दौड़ना
खाना
जागना

2. दिए गए शब्दों में से उन शब्दों को छाँटकर लिखिए, जिनसे काम के होने या करने का पता चलता है—

टहलना, अमर, घिट्ठी, बहना,

नानाजी, बैठना

खेलना, मैं, सिलना, तुम,

लिखना, आपने

टहलना,,

.....,,

.....,,














महीने (Months)



नन्हे दोस्तो! वर्ष में बारह महीने होते हैं और हर महीने में कितने दिन होते हैं, आइए, नीचे दी जानकारी पढ़कर जानें-

1 जनवरी दिन — 31	2 फरवरी दिन - 28/29	3 मार्च दिन — 31	4 अप्रैल दिन — 30	5 मई दिन — 31	6 जून दिन — 30
7 जुलाई दिन — 31	8 अगस्त दिन — 31	9 सितंबर दिन — 30	10 अक्टूबर दिन — 31	11 नवंबर दिन — 30	12 दिसंबर दिन — 31

2. कहानी पूरी कीजिए-

एक वन.....में तीन दोस्त रहते थे।
.....  एक दिन वे तीनों 
किनारे घूमने गए। हिरन को झाड़ी में  दिखा।
वह उसके पीछे दौड़ते-दौड़ते साथी मित्रों से दूर निकल गया। आगे वह
एक शिकारी के बिछाए  में फँस गया। जब
 को लौटने में बहुत देर हो गई तो 
ने कहा, "मैं देखकर आता हूँ कि वह कहाँ रह गया?" 
ने उसे जाल में फँसा देखा तो कहा कि- "तुम चिंता मत करो। मैं
अभी मित्र  को लेकर आता हूँ।" कौवे ने चूहे को
.....  पर बिठाया और  के पास ले
गया। चूहे ने अपने  से हिरन का 
काटकर उसे आजाद कर दिया। इस तरह तीनों दोस्तों की दोस्ती और
भी पक्की हो गई।

1. वर्णों के क्रमानुसार बिंदु मिलाते हुए चित्र पूरा कीजिए-





Maths

1. Write the tables (2 to 12) twice and learn them.
2. Practice 3 digit addition and subtraction sums. (15 each)

+ **÷** **1** **-** **=** **×** **9**

×

iii) Complete the following pages in Maths book.

=

4

×

+

6

÷

+

-

8

=

+

7

÷

×

2

÷

5

+

×

-

÷

3



=

2




-

Count the pictures and write the number in the circle beside it. Then complete the math.

 $\bigcirc +$  $\bigcirc = \bigcirc$

 $\bigcirc +$  $\bigcirc = \bigcirc$

 $\bigcirc +$  $\bigcirc = \bigcirc$

 $\bigcirc +$  $\bigcirc +$  $\bigcirc = \bigcirc$

Complete the equation to describe the array.



$$4 \times \boxed{2} = 8$$



$$\boxed{} \times 4 = 4$$



$$\boxed{} \times 3 = 9$$



$$5 \times \boxed{} = 10$$



$$\boxed{} \times 2 = 4$$



$$2 \times \boxed{} = 6$$



E.V.S.

1. Draw or paste different parts of body and write the number of the following parts of the human body:-

Eyes

Nose

Toes

Fingers

Hands

Head

Lungs

Stomach



EVS ACITVITY-1

ALL ABOUT

I am years old
I Live with

My Friends Are

I like to watch

Favorite activities

My Favorite:

COLOR:

FOOD:


ANIMAL:

BOOKS:

I am good at

When I grow up
I want to be...

"THEY HELP ME A LOT"




- I can _____ and _____ with my nose.
- I can _____ and _____ with my hands.
- I can _____ and _____ with my mouth.
- I can _____ and _____ with my eyes.
- I can _____ and _____ my ears.

HELP BOX

write	smell	see	pierce	breathe
clap	speak	hear	wink	eat

CROSSWORD

Complete the crossword below.



Across

2. We help you to hear.
5. I help you to clean your body.
6. We help you to walk.
8. We help you to clean your teeth.
9. We help you to jump.
10. I help you to taste.
11. We help you to hold things.


Down

1. I help you to see.
3. I help you to clean your hair.
4. I help you to trim your nails.
7. I help you to smell.
8. I help you to chew food.
12. I help you to feel.



COMPUTER SCIENCE

Paste and label the main parts of a computer and helping parts of computer in the Computer Notebook.



Moral Value

Do the activity given
at pg. 23 in the
textbook.



GENERAL KNOWLEDGE

Paste the pictures of
modern gadgets in
the G.K. Notebook.





ART

1. Do Pg. no. 3 to 10 in Colouring Book.

2. Prepare a show piece with the help of waste material.

ENJOY YOUR SUMMER VACATION



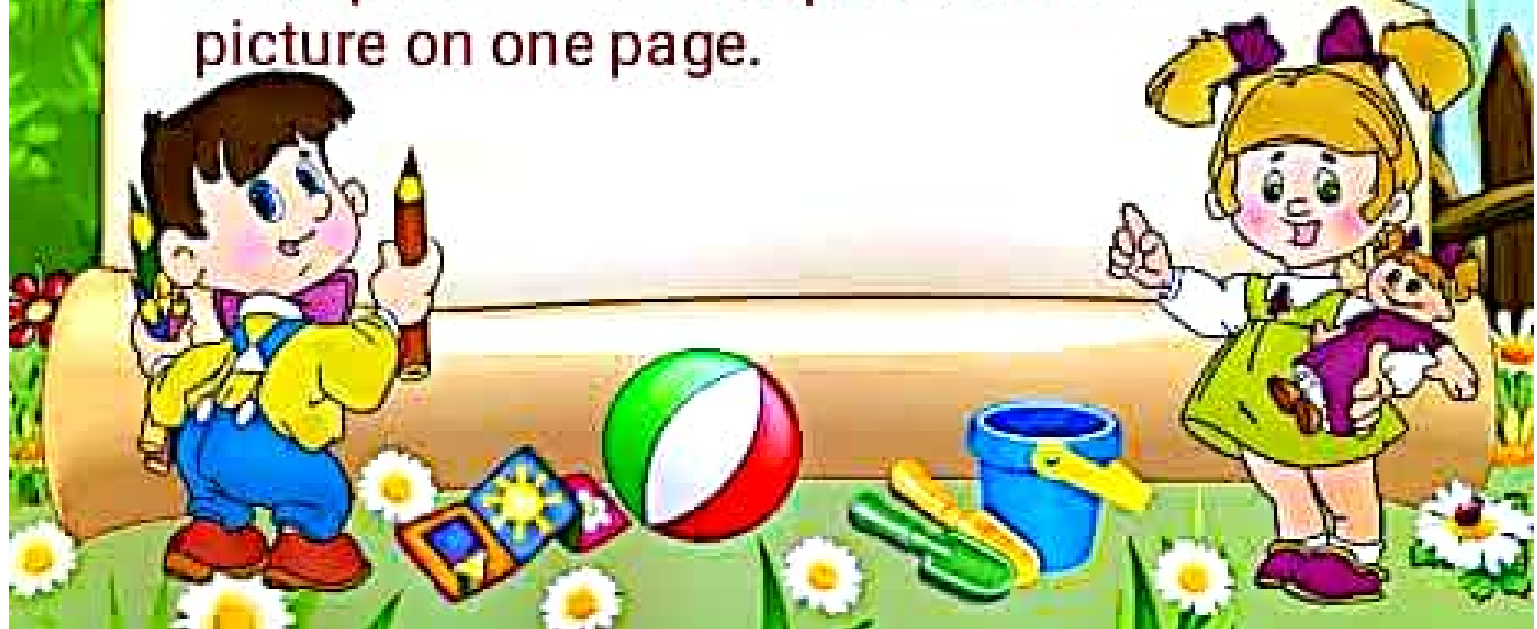


PRATAP PUBLIC SCHOOL PANIPAT



English

1. Do one page daily in your English cursive handwriting book 'Cursive Strokes'.
2. Read Lesson – 2 'Piccola's Christmas Gift'.
3. Do the following exercises in your English grammar book 'My Grammar Time' (with pencil only):-
 - a) Nouns : Common and Proper (Page no. 9 -11)
 - b) Nouns : Singular and Plural (Page no. 24 and 25)
 - c) A, An, The (Page no. 27 and 28)
 - d) Opposites (Page no. 43 and 44)
 - e) Punctuation (Page no. 93 and 94)
4. Paste pictures of five opposite word-pairs in the Scrap Book. Paste one picture on one page.





5. Read the passage carefully and answer the following questions:-

Rima's class went to the 'School Carnival' today. It was a lot of fun. Rima won two prizes. She won two balloons and a toy car. She had a great time with all her friends. First, she played a few games. Then, she had popcorn and lemonade with her friends. Finally, she watched a magic show. Rima can't wait to get home and tell her parents all about her fun day!

- a) Where did Rima's class go?
- b) What did Rima win?
- c) What did she do first?
- d) What did Rima eat at the carnival?
- e) What did Rima want to tell her parents?





HOLIDAYS' HOMEWORK MATHEMATICS CLASS III

1. Write and learn tables from 2 to 15.

2. Complete the table:

Hundreds	Number	Number Name
24 hundreds	2400	Two thousand four hundred
58 hundreds		
72 hundreds		
93 hundreds		
99 hundreds		

3. Write the number names of the given numbers:

4631, 7002, 6923, 3502, 8210, 9769, 3006, 4601, 7809, 6754

4. Write the place value and face value of the underlined digits:

Number	Place	Place value	Face value
<u>3</u> 526	Hundreds place	500	5
<u>4</u> 317			
6 <u>8</u> 07			
4 <u>5</u> 1 <u>6</u>			
<u>3</u> 910			
<u>6</u> 076			

5. Express the following in expanded form according to the following example:

$9159 = 9 \text{ thousands} + 1 \text{ hundreds} + 5 \text{ tens} + 9 \text{ ones} = 9000 + 100 + 50 + 9$

6709, 5347, 3090, 1382, 8117, 6590, 2001, 3506, 3064, 4058

6. Complete page no. 24,25,32 and 33.

7. Arrange in columns and add:

- | | | | |
|----------------------|-------------------------|----------------|------------------|
| a. $332 + 432 + 312$ | b. $4657 + 2340 + 4002$ | c. $564 + 479$ | d. $6958 + 3051$ |
| e. $364 + 394 + 636$ | f. $361 + 607 + 120$ | g. $564 + 654$ | h. $9638 + 3431$ |

8. Activity (to be done on ruled A4 sized sheet):-

Name any ten states worst affected by COVID – 19 on a particular date and complete the table given below: -

S. No.	Date	Name of State	Total No. of COVID -19 cases	Write in words	Number Name



General Science

1. Paste two pictures each of herbivores, carnivores and omnivores and write their names.
2. Activity:
Prepare a home sanitizer using natural herbs like aloe vera, neem, tulsi etc without using any chemicals.
3. Draw neat and labeled diagrams of the following in your Scrap Book:-
 - a) Structure of a leaf.
 - b) Living and non living things.
 - c) Food Chain (Refer Ch.-3).
 - d) Digestive System (Refer Ch.-5).
 - e) Respiratory System (Refer Ch.-5).
4. Learn L-3 (full).

A colorful and decorative template for a Social Studies project. It features a blue globe on a gold stand on the left, surrounded by green and yellow leaves. In the center, a yellow banner with the text 'Social Studies' is pinned to a blue and red background. Below the banner, five numbered instructions are listed. The right side of the template is decorated with a large, colorful paper cone (yellow, blue, red) with orange and yellow leaves. At the bottom, there are illustrations of a pair of blue scissors, a green vine with leaves, a yellow leaf, and two markers (purple and green).

Social Studies

1. Collect and paste any five pictures of different dresses worn in different states of India in the Scrap Book.
2. Paste the pictures of any five famous monuments of India in your Scrap Book and write their names.
3. Draw the diagram of Solar System in your S.St.notebook.
4. Write the capitals of any five countries in the world and paste the pictures of their national flags in your Scrap file.
5. Learn L-2 (full).



GENERAL KNOWLEDGE

General Knowledge Assignment

1. Who is the Vice President of India?

Ans.

2. Which is the largest muscle in the human body?

Ans.

3. Which is the smallest bird in the world?

Ans.

4. How many babies are born in the world everyday?

Ans.

5. Who is the richest man in the world at present?

Ans.

6. Who is the highest paid actor in Bollywood at present?

Ans.

7. Which country has the youngest population in the world?

Ans.

8. Who is the tallest person in the world?

Ans.

9. Who is the shortest mobile person alive in the world at present?

Ans.

10. Which is the most expensive spice in the world?

Ans.





ART

1. Do pg. no. 3-10 in the Art Book.

2. Prepare one Photo Frame using waste material.

ENJOY YOUR SUMMER VACATION





PRATAP PUBLIC SCHOOL PANIPAT



English

1. Do one page daily in your English cursive handwriting book 'Cursive Strokes'.

2. Read Lesson - 2 'A White Belt for Amoli'.

3. Do the following exercise in your English grammar book 'My Grammar Time' (with pencil only):-

a) Nouns (Page no 7 and 8)

b) Articles (Page no 34 and 35)

c) Punctuation (Page no 118 and 120)

4. Do comprehension 'Insects and Their Homes' (Page 128) in your grammar book "My Grammar Time'.

5. Learn and practice the following tongue twisters:-

a) "She sells sea shells on the sea shore."

b) "Flies fly but a fly flies."

c) "Upper roller lower roller."

d) "Ice-cream, I scream, you scream we all scream for ice cream."

You will have to speak these tongue twisters in the class.

6. Learn the poem 'Grasshopper Green' from your book at page 60.





Do the following exercises in your English notebook:-

C Make the following sentences interrogative:

1. Supriya was respectful to her teacher.

2. The meeting is at 6 p.m.

3. The road to the station is narrow and bumpy.

4. She has two sisters.

5. The girls are reading books.

6. He should believe you.

7. She will be rewarded for her honesty.


8. The cow is a gentle animal.


9. He has got a passport.

10. The telephone bell is ringing.

11. The workers were faithful to the company.

12. Somebody is knocking at the door.





Make the following sentences negative:

1. His memory is sharp.

2. He has revised his lessons thoroughly.

3. I am satisfied with your work.

4. Water these plants daily.

5. We can stand here and talk.

6. Write fast.

7. Mr Mehra is feeling comfortable today.

8. This school has got an R.O. water plant.


9. I had kept those toffees for you.


10. These questions are difficult.

Mathematics

1. Ask the age of your family members and complete the following table:

Sr. No.	Name	Relation	Age in Hindu-Arabic	Age in Roman Numerals





**2. Pick any one Indian state except Haryana.
Choose 6 sub-districts and write their PIN Codes.
Attempt the following -**

- a) Illustrate the PIN codes in the Place Value chart.**
- b) Write their number names in words.**
- c) Write their expanded form.**
- d) Arrange these pin codes in-**
 - i. Ascending order**
 - ii. Descending order**

3. Learn and write tables from 2 to 18 in your Maths Notebook.



4. Try to solve the following riddles:


Start with 40
Half it
Add 4
Divide by 2



Start with 60
Half it
Add 4
Subtract 10




Start with 30
Multiply by 2
Subtract 20
Half it




Start with 63
Divide by 9
Double it
Double again



Start with 100
Half it
Divide by 5
Add 6



Start with 63
add 2
Subtract 10
Divide by 5

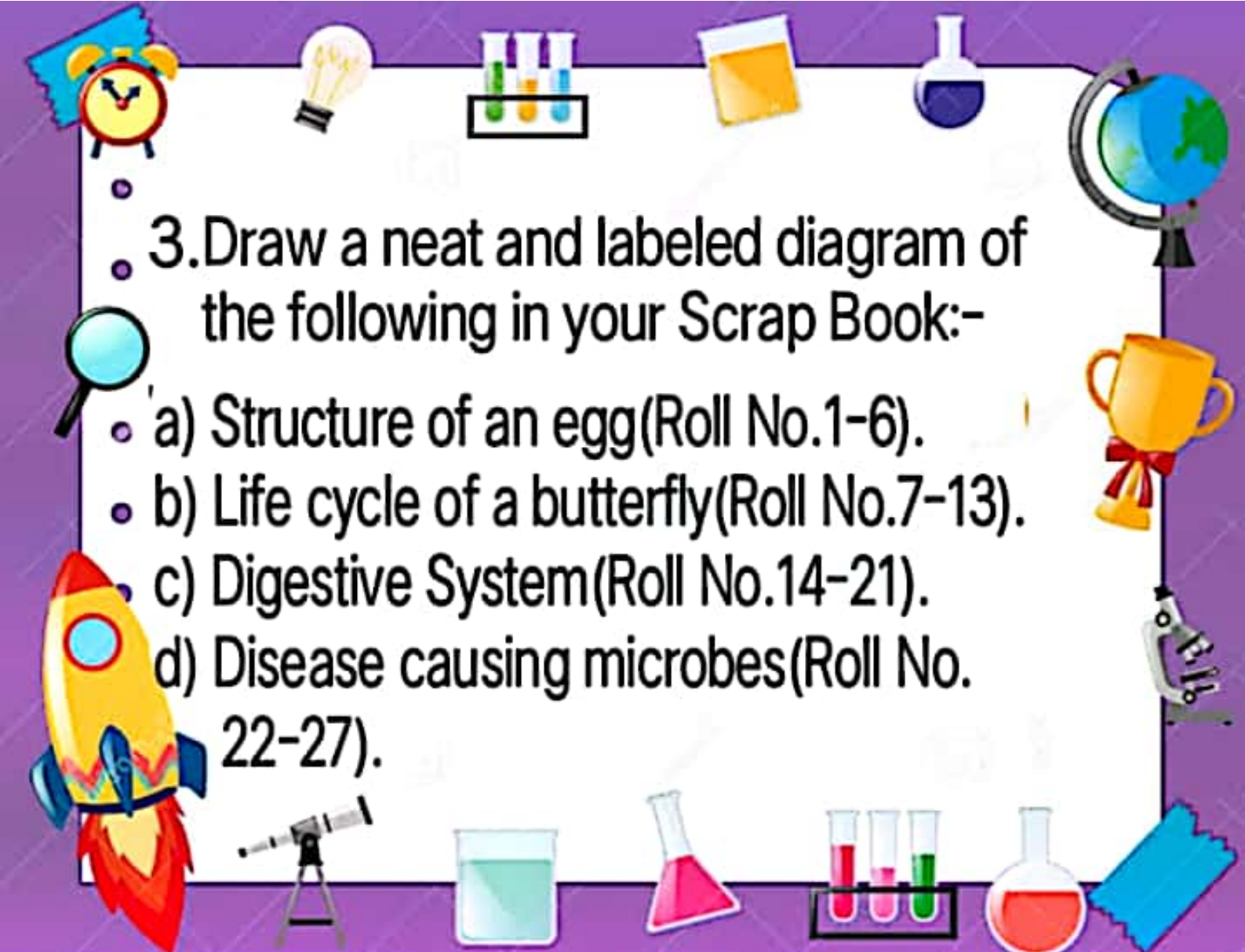


Note: Do Q 1,2 and 4 on A-4 sized coloured sheets.



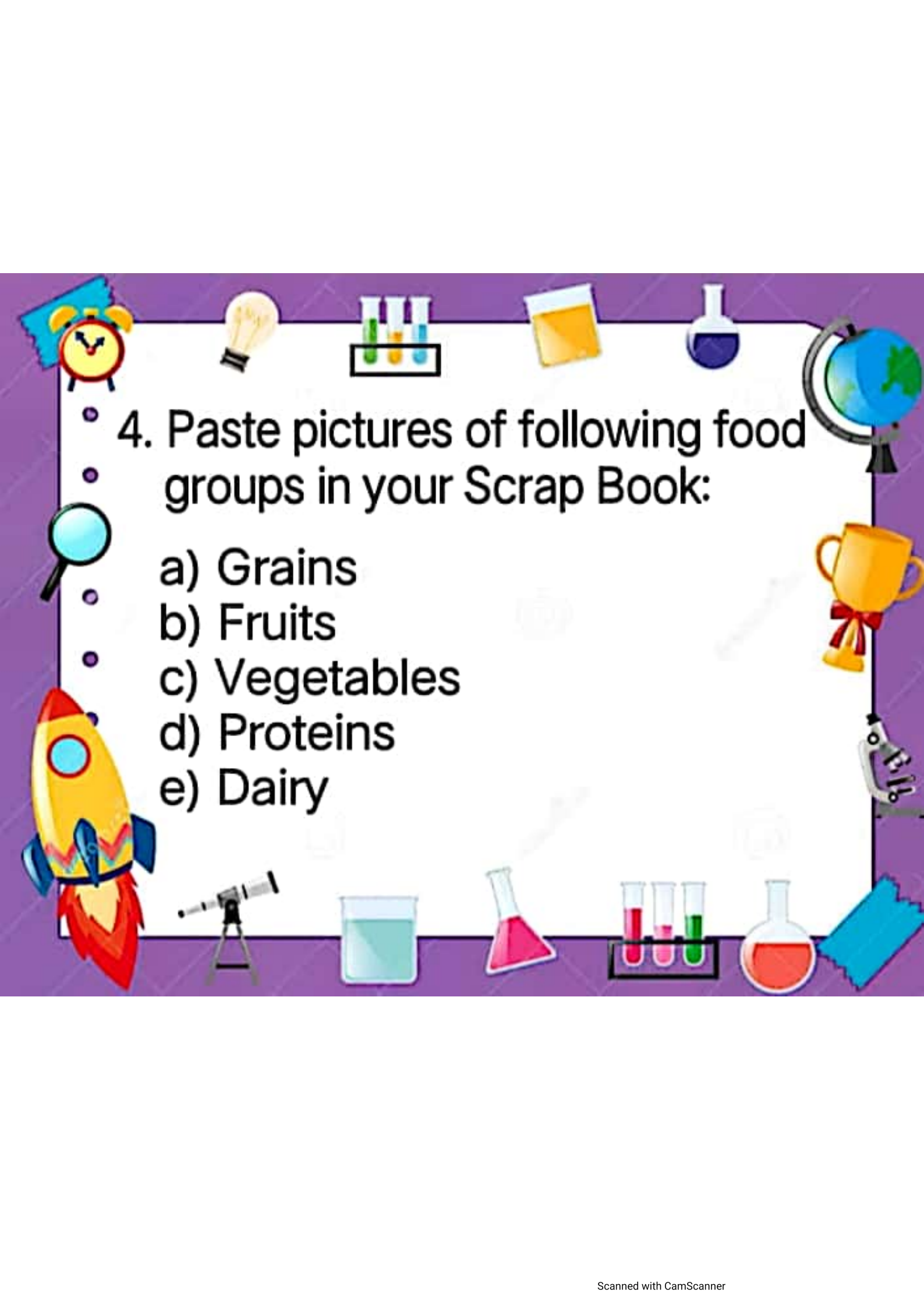
General Science

1. Read Chapter-3(Adaptations in Animals) thoroughly.
2. Learn New terms, Check points and Back exercise of Ch-3.



3. Draw a neat and labeled diagram of the following in your Scrap Book:-

- a) Structure of an egg(Roll No.1-6).
- b) Life cycle of a butterfly(Roll No.7-13).
- c) Digestive System(Roll No.14-21).
- d) Disease causing microbes(Roll No. 22-27).



4. Paste pictures of following food groups in your Scrap Book:

- a) Grains
- b) Fruits
- c) Vegetables
- d) Proteins
- e) Dairy

A central white thought bubble is surrounded by nine cartoon children, all wearing blue face masks. The children are arranged in a circle around the bubble, with some looking towards the center and others looking away. The background is a light brown color with small white clouds scattered around. The text inside the bubble is in a bold, red, sans-serif font.

***Find out some tips to prevent Coronavirus and write them in your Science Notebook.**



Social Studies

(Note - Do your Holidays' Homework in your Scrap Book)

- 1. My city – Panipat**
 - a) Write three historical facts about Panipat.**
 - b) Name any three monuments of Panipat.**
- 2. Write names of any five National Parks and paste pictures of any two animals found there.**
- 3. Mark and colour all the states and Union Territories of India on a political map of India.**
- 4. Mountains all over the world are a source of different adventure sports. Paste pictures of any five adventure sports.**
- 5. Learn L-3 (full).**



COMPUTER SCIENCE

1. Draw the pictures of computer devices in your Computer Notebook and write their names also which are used to store data or program permanently.



GENERAL KNOWLEDGE

General Knowledge Assignment

1. Who is the Vice President of India?

Ans.

2. Which is the largest muscle in the human body?

Ans.

3. Which is the smallest bird in the world?

Ans.

4. How many babies are born in the world everyday?

Ans.

5. Who is the richest man in the world at present?

Ans.

6. Who is the highest paid actor in Bollywood at present?

Ans.

7. Which country has the youngest population in the world?

Ans.

8. Who is the tallest person in the world?

Ans.

9. Who is the shortest mobile person alive in the world at present?

Ans.

10. Which is the most expensive spice in the world?

Ans.





Art

**1. Make one flower vase with waste material.
(Plastic bottle etc.)**

**2. Do pg. no. 3 to 10 in Art Book.
(I am an Artist)**



ENJOY YOUR SUMMER VACATION



A decorative border with various floral and leaf patterns in shades of green, blue, yellow, and pink surrounds the central text area.A decorative border with red floral and leaf patterns is positioned at the top and bottom of the central text area.

HOLIDAY HOMEWORK

Keep your child's brain active over break
without them knowing they're doing
"homework"

Tips from The Jenny Evolution

HOLIDAYS' HOMEWORK FOR GRADE V

“To be ready for tomorrow's opportunities, do your homework today.”

General instructions-

1. It is mandatory to do the holidays' homework of all the subjects
2. The child will be assessed for the neat handwriting, creativity and originality.
3. All the students are required to revise the syllabus covered so far of all the subjects thoroughly.
4. The child should do his/her holidays' homework independently.

English

1. Revise Lesson-1 (The White Blackbird)
2. Read Lesson-2 'Hats off to Friendship' from your Literature Reader 'The English Coach'.
3. Read and memorize the poem 'From a Railway Carriage' (pg-64) from your Literature Reader. You will have to recite the poem in the class.
4. Do one page in your cursive handwriting book 'Cursive Strokes' on daily basis.
5. Do comprehension (Pg- 141) in your grammar book 'My Grammar Time'.
6. Do the following exercises in your grammar book 'My Grammar Time':-
7. Nouns (Pg 8-12)
8. Articles (Pg 39-41)
9. Adverbs (Pg 101-104)
10. Punctuation (Pg 136-137)

Hindi

* व्याकरण पुस्तक ' प्रखर ' में दिए गए 1-9 मुहावरे अपनी उत्तर पुस्तिका में लिखिए और याद कीजिए।

* पाठ्य पुस्तक ' वट वृक्ष ' में दी गई कहानी ' दीदी का खज़ाना ' पढ़िए एवं उससे प्राप्त शिक्षा को अपने शब्दों में अपनी उत्तर पुस्तिका में लिखिए।

* घर पर रहकर आपने कौन-कौन सी अच्छी आदतें सीखीं। उन आदतों का वर्णन अपनी उत्तर पुस्तिका में कीजिए।

* शरीर को स्वस्थ रखने के लिए आपने अपने भोजन में क्या-क्या बदलाव किए। उनका कुछ पंक्तियों में वर्णन कीजिए।

* अपनी सुलेख पुस्तिका में पहले दस सुलेख लिखिए।

नोट:- उपरोक्त सभी कार्य अपनी हिंदी उत्तर पुस्तिका में ही करें।

Mathematics

➤ Place Value systems:

Write down mobile numbers of all the family members and complete the following table:

S.No	Mobile Numbers	Indian Place Value System	Number Name	International Place Value System	Number Name
1					
2					
3					
4					
5					

➤ Roman Numerals:

Cut 1cm x 1cm square papers and mark them with letters I, X, V, L and colour them as follows:-

Yellow colour for all 'I' papers , Red colour for all 'X' papers , Blue colour for all 'V' papers , Green colour for all 'L' papers

Note down the age of each family member and paste the coloured papers representing age in Roman Numerals as follows:-

S.No	Relation	Age in Hindu Arabic Form	Roman Numeral
1.	Mother	32	XXXII
2			
3			
4			
5			

➤ Tables:

- Learn and write Tables from 11 to 25 in your Rough Notebook.

Note:- 1. Do your Holidays' Homework in a separate notebook.

2. Do Maths activities related to Place Value System and Roman Numerals on A-4 size coloured sheet.

Science

1. Read Chapter-4 thoroughly.
2. Learn new words and question answers of Ch-4 and write them twice in your Rough Notebook.
3. Make a neat and well labeled diagram on A3 acrylic sheet:-

Roll No.	Topic
1-7	Parts of a seed
8-14	Types of Muscles
15-21	Nerve cell
21-30	Structure of Skin

4. Paste 3 pictures of communicable and non - communicable diseases each in Scrap Book.

Activity:-

Nutrients

To find out the nutrients present in different packed food (health drinks)

Procedure

- i) Collect 5 packed items that are available in the market.
- ii) Make a list of nutrients found in them.
- iii) Find out the amount of each of the nutrients present in them.
- iv) Note down your observations, on the basis of your observations find out which food items are healthy or unhealthy.

Social Studies

(Note - Do all your work in the Scrap Book)

❖ My city – Panipat

Write the following:-

- Three historical facts about Panipat
- My contribution to keep my city clean (Any three steps)

- Name any three monuments of Panipat

❖ Complete the following table :-

	Highest Mountain	Highest Plateau	Longest River
Asia			
Africa			
Australia			
Europe			
North America			
South America			

- ❖ Mark and colour all the continents and oceans on a physical map of the world.
- ❖ Write at least five precautions that should be taken during times of COVID 19.
- ❖ Prepare a chart on causes of global warming (refer chapter 9).

Sanskrit

1. पुल्लिंग, स्त्रीलिंग तथा नपुंसकलिंग से संबंधित पाँच-पाँच शब्द अपनी उत्तर पुस्तिका में लिखिए।

2. पाठ-1 संस्कृत वर्णमाला का पठन कीजिए तथा दो बार संस्कृत वर्णमाला अपनी उत्तर पुस्तिका में लिखिए।

3. किन्हीं पाँच फलों के नाम चित्र सहित अपनी कॉपी में अंकित कीजिए।

Punjabi



1. ਵਰਨਮਾਲਾ ਪੂਰੀ ਕਰੋ।

(Complete Varmala, it is given on a separate page).

2. ਪੰਨਾ 19 ਤੋਂ 21 ਤਕ ਯਾਦ ਕਰੋ ਤੇ ਕਾਪੀ ਵਿੱਚ ਲਿਖੋ।

(Learn and write pages from 19 to 21).

3. ਲਗਾਂ ਦਾ ਚਾਰਟ ਯਾਦ ਕਰੋ ਤੇ ਕਾਪੀ ਵਿੱਚ ਵੀ ਲਿਖੋ।

(Make a chart of symbols in your note book)



ਵਰਨਮਾਲਾ ਪੂਰੀ ਕਰੋ

ੳ	—	—	ਸ	—
—	ਖ	ਗ	—	ਙ
—	—	ਜ	—	—
—	ਠ	ਡ	—	ਣ
ਤ	—	ਦ	—	ਨ
—	ਫ	—	ਬ	—
ਯ	—	ਲ	—	—
—	ਖ	ਗ	—	ਙ

Scanned with CamScanner

Computer



*** Log on to Internet, find out the information about the following topics and write the information in your Computer notebook:**

- 1. System Software**
- 2. Application Software**

General Knowledge



General Knowledge Assignment

1. Who is the Vice President of India?
Ans.
2. Which is the largest muscle in the human body?
Ans.
3. Which is the smallest bird in the world?
Ans.
4. How many babies are born in the world everyday?
Ans.
5. Who is the richest man in the world at present?
Ans.
6. Who is the highest paid actor in Bollywood at present?
Ans.
7. Which country has the youngest population in the world?
Ans.
8. Who is the tallest person in the world?
Ans.
9. Who is the shortest mobile person alive in the world at present?
Ans.
10. Which is the most expensive spice in the world?
Ans.



Art

1. Do page no. 3-10 in the Art Book.

2. Make an article using ice-cream sticks.



happy
HOLIDAYS



**Pratap Public School,
Panipat**

Summer Holidays' Homework

Session 2020-21

Class VI



1. Do Comprehension (1-5) from pg. no. 4 to 13 (BBC)
2. Do exercises related to Tenses (pg. no. 231-264) in BBC
3. Do exercises related to Adverbs(pg. no. 269-276) in BBC
4. Do Part-A of the pages 378, 380, 381, 385, 386, 389 and 390 in BBC.

हिंदी

ग्रीष्मकालीन अवकाश कार्य

* पाठ्य पुस्तक ' वट वृक्ष ' में दिए गए(सूरदास के पद - चंद्र खिलौना लेहौ , भारतीय सिनेमा और दादी की सलाह) पाठों को पढ़कर अपने पठन कौशल का विकास कीजिए ।

* व्याकरण पुस्तक ' मैं और मेरा व्याकरण ' में दिए गए 1-12 मुहावरे और 1-5 लोकोक्तियाँ अपनी उत्तर पुस्तिका में लिखिए और याद कीजिए।

* कोविड-19 के दौरान अपने परिवार के साथ बिताए हुए समय के अनुभव पर दस पंक्तियाँ लिखिए।

* अपनी पाठ्य पुस्तक ' वट वृक्ष ' में दिए गए सभी पाठों एवं कविताओं के नाम के साथ उनके लेखक अथवा कवियों के नाम लिखकर एक सूची तैयार कीजिए ।

* सुंदर एवं आकर्षक बनावट में दस पृष्ठ सुलेख लिखिए।

* पुस्तक ' बाल राम कथा ' के पृष्ठ 1-19 पढ़िए।

नोट:- उपरोक्त लिखित कार्य को हिंदी उत्तर पुस्तिका में ही कीजिए।

Mathematics

➤ Do the following sums in a separate note book.

1. Fill in the blanks:

- i. 10 million..... lakh
- ii. 10 lakh..... million
- iii. 1 crore..... thousand
- iv. 10 crore..... lakh
- v. 100 thousand.....lakh
- vi. 100 million..... crore
- vii. 10 crore..... thousand
- viii. 1 thousand..... million
- ix. 10 lakh..... billion

2. Estimate by hundreds and find the sum of the following:

i. $342+1489+3258$

ii. $467+52110+653$

iii. $433+5492+7541$

iv. $455+9996+20740$

v. $799+552+3352$

3. Estimate by tens and simplify the following:

i. $749 - 54$

ii. $1293 - 1090$

iii. $499 - 123$

iv. $1495 - 1234$

v. $1239 - 401$

4. Find the HCF of the following numbers:

i. 72 and 48

ii. 45 and 63

iii. 348 and 512

5. Find the LCM of the following numbers:

i. 36, 72 and 96

ii. 25 and 30

iii. 48, 72 and 108

6. Revise the syllabus of UT-1.

7. Make a creative chart on the given topic according to your Roll number.

A. Roll Numbers 1 to 16 - Divisibility Rules

B. Roll Numbers 17 to 32 - 2D shapes and their properties.

8. Place Value systems:

Write down the mobile numbers of all the family members and fill the following table:

S.No.	Mobile Numbers	Indian Place Value System	Number Name	International Place Value System	Number Name
1					
2					
3					
4					
5					

9. Roman Numerals:

Cut 1cm x 1cm square papers and mark them with letters I, X, V, L and colour them as follows:

Yellow colour for all 'I' papers, Red colour for all 'X' papers, Blue colour for all 'V' papers, Green colour for all 'L' papers

Note down the age of each family member and paste the coloured papers representing age in Roman numerals as follows:

S.No.	Relation	Age in Hindu Arabic Form	Roman Numeral
1.	Mother	32	XXXII
2			
3			
4			
5			

General Science

- Read Chapter-5 thoroughly.
- Learn new words and question answers of Ch-5 and write twice in your rough notebook.
- Make a neat and well labeled diagram on A3 acrylic sheet:-

Roll No.	Topic
1-6	Parts of a plant
7-12	Sieving
13-18	Winnowing
19-24	Filtration
25-30	Evaporation



- **Nutrients**

To find out the nutrients present in different packed food (health drinks)

Procedure:

1. Collect 5 packed items that are available in the market.
2. Make a list of nutrients found in them.
3. Find out the amount of each of the nutrients present in them.
4. Note down your observations.
5. On the basis of your observations find out which food items are healthy or unhealthy.



• Role of different nutrients:-

Procedure-

- Write the names of nutrients present in different fruits and vegetables (Source of food)
- Paste the pictures of different sources of nutrients in your Scrap Book
- Also mentioned importance of each Nutrient.

NUTRIENT	SOURCE	IMPORTANCE
Proteins	Pulses	Helps in building muscles



SOCIAL SCIENCE

(Note – Do your work in the Scrap Book)

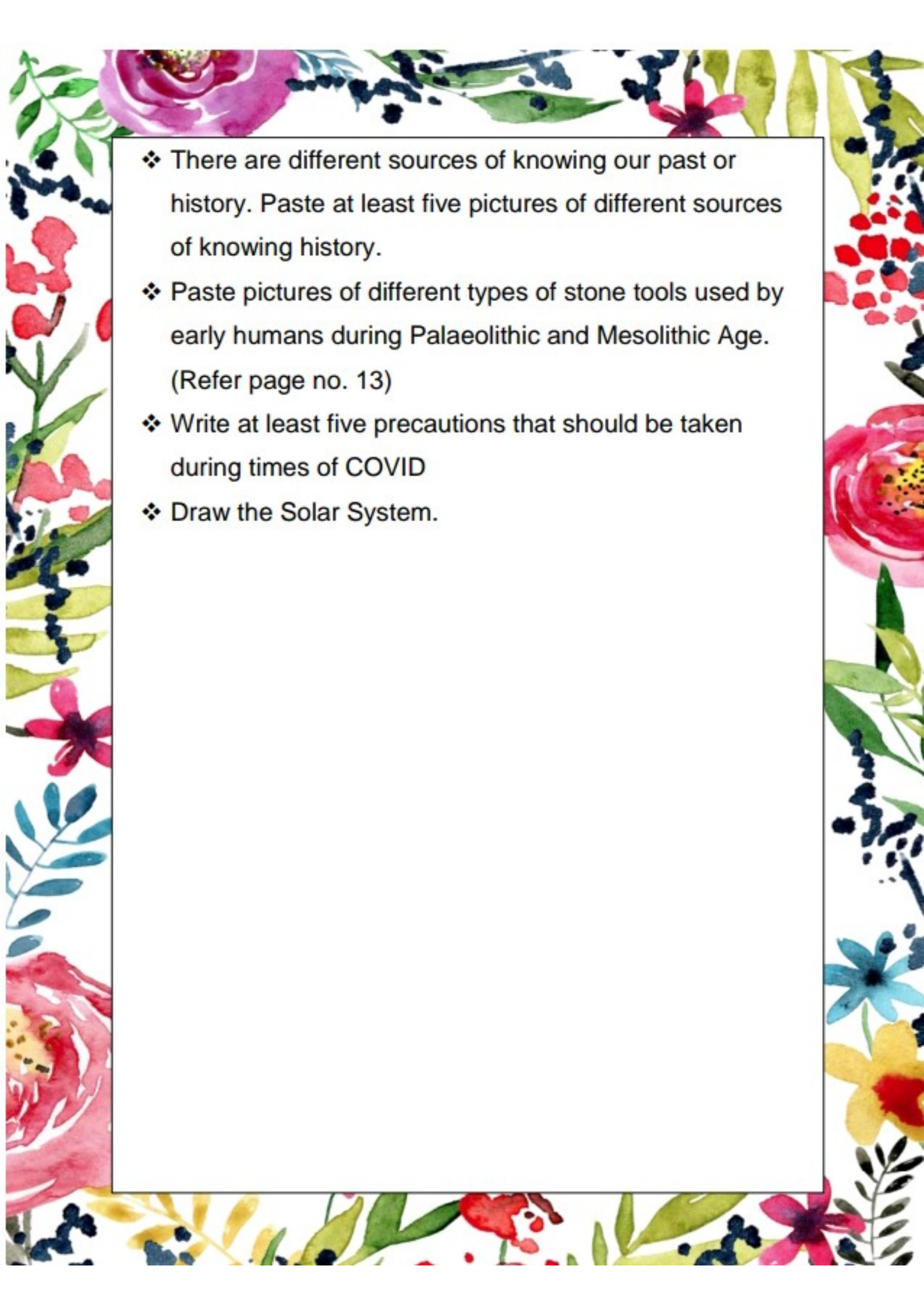
❖ Complete the following table :-

	Time taken for one rotation	Time taken for one revolution	Number of natural satellites
Mercury			
Venus			
Earth			
Mars			
Jupiter			
Saturn			
Uranus			
Neptune			

❖ Paste five pictures each of Ladakh and Kerala showing their diversity in terms of terrain, food, clothing, economic activities, religion, festivals etc.

❖ Panipat is a historical city. Three historic battles were fought here. Find out the following about these battles :-

- In which year were the battles fought?
- Between whom were the battles fought?
- Who won the battle?

- 
- ❖ There are different sources of knowing our past or history. Paste at least five pictures of different sources of knowing history.
 - ❖ Paste pictures of different types of stone tools used by early humans during Palaeolithic and Mesolithic Age. (Refer page no. 13)
 - ❖ Write at least five precautions that should be taken during times of COVID
 - ❖ Draw the Solar System.

संस्कृत

ग्रीष्मकालीन अवकाश कार्य

- * पठ् धातु (लट् लकार) लिखिए और याद कीजिए ।
- * किन्ही पांच फलों के नाम संस्कृत में लिखिए और याद कीजिए ।
- * एक से 10 तक गिनती संस्कृत में लिखिए और याद कीजिए ।
- * अपने 5 मित्रों के चित्र लगाकर उनके नाम संस्कृत में लिखिए ।
- * पाँच-पाँच पशुओं एवं पक्षियों के चित्र उत्तर पुस्तिका में चिपका कर उनके नाम संस्कृत में लिखें ।

ਗੁ
ੜ



ਮ
ਰ

ਪੰਜਾਬੀ (ਛੁੱਟੀਆਂ ਦਾ ਕੰਮ)

ਜਮਾਤ ਛੇਵੀਂ



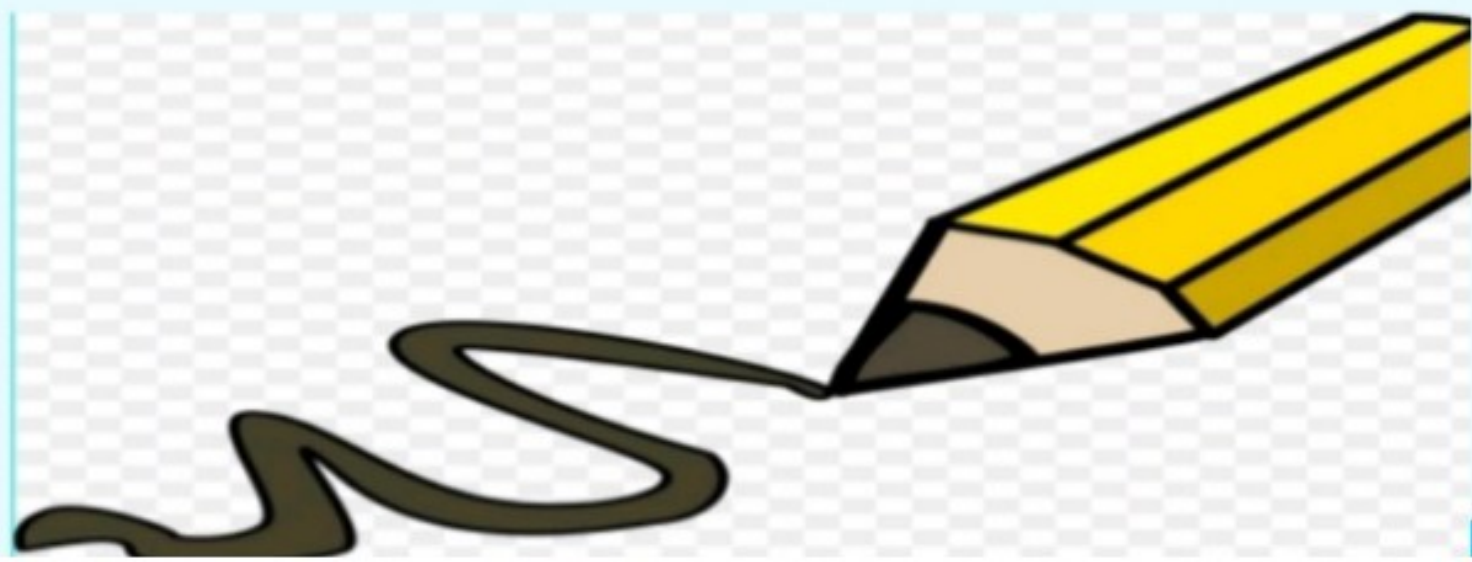
ਪ੍ਰਸ਼ਨ 1. ਨਿੱਕੀਆਂ ਕਣੀਆਂ ਦੇ ਪਾਠ 1,2,3,4 ਐੱਖੇ ਸ਼ਬਦਾਂ ਦੇ ਅਰਥ ਯਾਦ ਕਰਨੇ ਤੇ ਲਿਖਣੇ ਹਨ।

ਪ੍ਰਸ਼ਨ 2. ਲਗਾਂ ਮਾਤਰਾਵਾਂ ਦਾ ਚਾਰਟ ਬਣਾਉ।

ਪ੍ਰਸ਼ਨ 3. ਪੰਨਾ ਨੰ: 10 ਤੇ ਆਪਣੇ ਬਾਰੇ ਦਸ ਲੈਣਾ ਲਿਖੋ।

ਪ੍ਰਸ਼ਨ 4. ਪੰਦਰਾਂ - ਪੰਦਰਾਂ ਫਲਾਂ ਦੇ ਨਾਂ, ਸਬਜ਼ੀਆਂ ਦੇ ਨਾਂ ਲਿਖੋ।

ਪ੍ਰਸ਼ਨ 5. ਬੋਲੀ ਦੀ ਪਰਿਭਾਸ਼ਾ, ਕਿਸਮਾਂ, ਮਾਂ - ਬੋਲੀ, ਰਾਸ਼ਟਰੀ ਤੇ ਅੰਤਰਰਾਸ਼ਟਰੀ ਭਾਸ਼ਾ ਲਿਖੋ।



Computer Science



1. Make a list of input, output and storage devices available in the Computer lab. of your school. Write each device under the appropriate category.

Input Device

Output Device

Storage Device

_____	_____	_____
_____	_____	_____
_____	_____	_____
_____	_____	_____



2. Log on to the Internet and find out some recent developments in the field of input and output devices.

3. Design a poster using features available in MS-Word.





General Knowledge Assignment

1. Who is the Vice President of India?

Ans.

2. Which is the largest muscle in the human body?

Ans.

3. Which is the smallest bird in the world?

Ans.

4. How many babies are born in the world everyday?

Ans.

5. Who is the richest man in the world at present?

Ans.

6. Who is the highest paid actor in Bollywood at present?

Ans.

7. Which country has the youngest population in the world?

Ans.

8. Who is the tallest person in the world?

Ans.

9. Who is the shortest mobile person alive in the world at present?

Ans.

10. Which is the most expensive spice in the world?

Ans.



ART

**1. Do pg.no. 10 to 25
in the Art Book.**

**2. Prepare one craft
item with empty
bottles.**



Happy Holidays! 😊



Holidays' Homework

Class VII





ENGLISH

*1. Do Comprehension (1-5)
from pg. no. 4 to 13 (BBC)*

*2. Do exercises related to Tenses
(pg. no. 239-266) in BBC*

*3. Do Part-A of the pages 394,
396, 398, 401, 403, 405 and
406 in BBC.*

हिंदी

* अपनी हिंदी की उत्तर पुस्तिका में व्याकरण पुस्तक में और मेरा व्याकरण में दिया गया औपचारिक पत्र- 1 लिखिए एवं याद कीजिए।

* कोरोना वायरस जैसी महामारी का सामना करने में आपके परिवार और आपका कैसा अनुभव रहा, इस विषय पर एक अनुच्छेद लिखिए।

* अवकाश के दिनों में संचार के माध्यमों (रेडियो, टी०वी०, मोबाइल, अखबार, पत्रिका) से पढ़ी, सुनी और देखी हुई किसी भी घटना या लेख को अपने शब्दों में लिखिए।

* गत दो महीनों में आपने अपने माता-पिता से जो भी कार्य करने सीखे हैं, उन कार्यों की सूची बनाइए।

नोट:- उपरोक्त लिखित कार्य अपनी हिंदी की उत्तर पुस्तिका में कीजिए।



Mathematics

1. Write and learn tables 2 to 20.

2. Revise Unit 1&2.

3. Do Mental Maths and Test Paper-2 of Unit-1 & 2 given in practice section of your book.

4. Activity:

(i) Verify the angle sum property of a triangle.

(ii) Make a necktie by paper folding method(refer page no. 77 of practice section of your book).

The page is framed by a decorative border of various tropical plants, including palm leaves, banana leaves, and other greenery, with some pink and yellow flowers. The word "Science" is written in a large, bold, red font at the top center.

Science

1. Learn Chapter – 2 (Nutrition in Plants). Complete the given key words and question answers in your notebook.

2. Make a neat and well labeled diagram of the following in the Scrap Book:

Roll no. Topic

1 – 7 Digestive system in ruminants

8 – 14 Arrangement of teeth and taste buds

15 – 21 Land breeze and sea breeze

22 – 28 Human digestive system

3. Come and get connected with nature this summer. We all know how plants help us. So let us grow plants in our homes and save the environment. Try to grow plants not in pots but in planters made in a creative manner.

These planters can be made out of materials easily available at home. 🖱

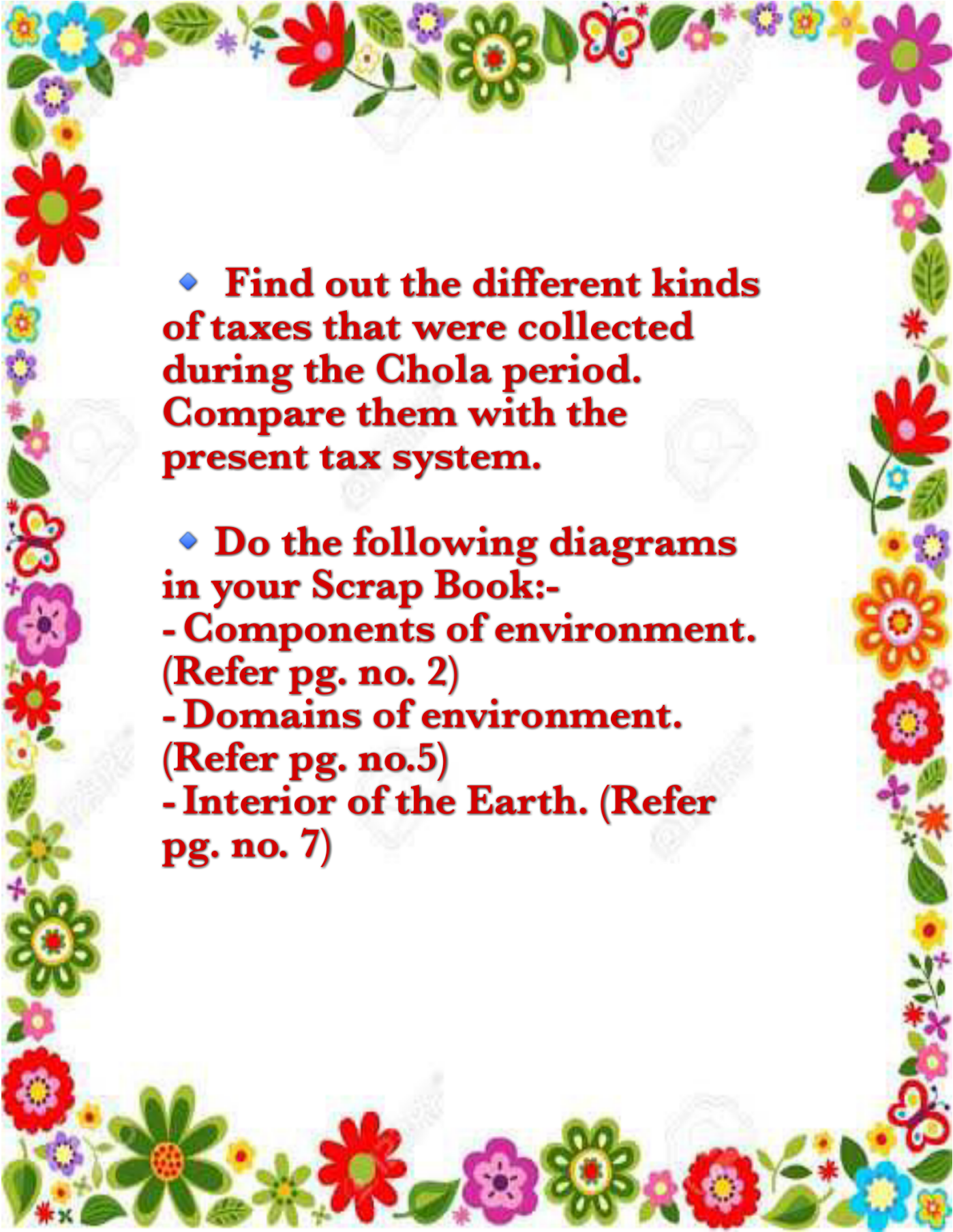
<https://youtu.be/BoqTphir1Hs>





Social Science

- ◆ **To establish equality, government has started various schemes and programmes. Find out about them and write a paragraph about any one of them.**
- ◆ **Constitution plays an important role in establishing equality in our country. Write different Fundamental Rights that are mentioned in the Indian Constitution to establish equality.**
- ◆ **To fight against the Novel-coronavirus, the government has classified the states and Union Territories of India into three zones – red, orange and green. On a political map of India, mark three states each having maximum area under red zone, orange zone and green zone (As on 15th June).**



◆ Find out the different kinds of taxes that were collected during the Chola period. Compare them with the present tax system.

◆ Do the following diagrams in your Scrap Book:-

- Components of environment. (Refer pg. no. 2)
- Domains of environment. (Refer pg. no.5)
- Interior of the Earth. (Refer pg. no. 7)

ਪੰਜਾਬੀ (ਛੁੱਟੀਆਂ ਦਾ ਕੰਮ)
ਜਮਾਤ ਸੱਤਵੀਂ



ਪ੍ਰਸ਼ਨ 1. ਨਿੱਕੀਆਂ ਕਈਆਂ ਦੇ ਪਾਠ 1,2,3,4 ਐਖੇ ਸ਼ਬਦਾਂ ਦੇ ਅਰਥ ਯਾਦ ਕਰਨੇ ਤੇ ਲਿਖਣੇ ਹਨ।

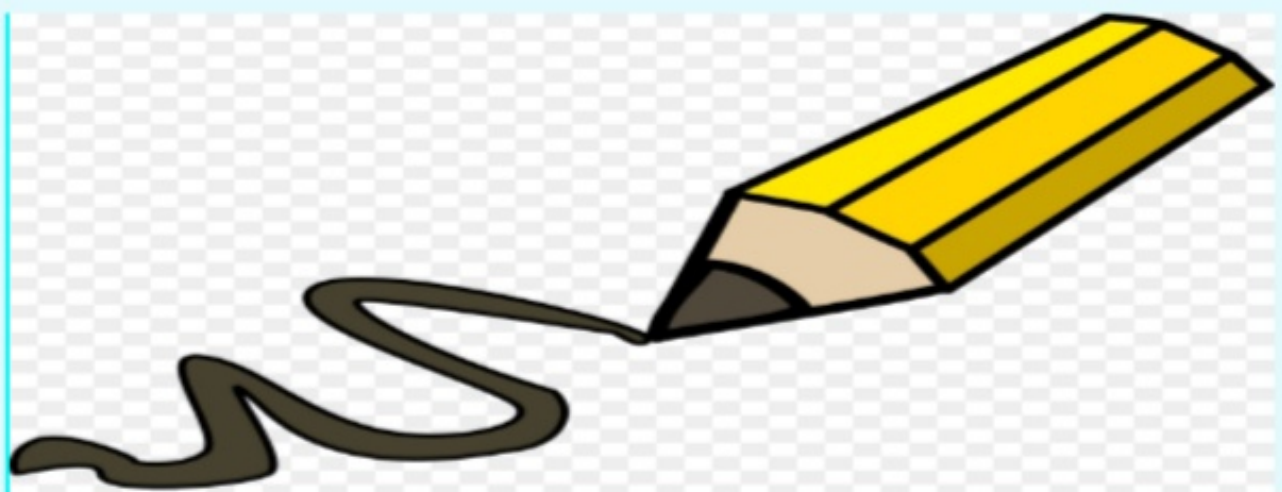
ਪ੍ਰਸ਼ਨ 2. ਲਗਾਂ ਮਾਤਰਾਵਾਂ ਦਾ ਚਾਰਟ ਬਣਾਉ।

ਪ੍ਰਸ਼ਨ 3. 1 ਤੋਂ 2 ਪਾਠ ਪੜ੍ਹੇ ਤੇ ਅਭਿਆਸ ਪੂਰੇ ਕਰੋ।

ਪ੍ਰਸ਼ਨ 4. ਅੰਗਰੇਜ਼ੀ ਤੇ ਦੇਸੀ ਮਹਨਿਆਂ ਅਤੇ ਦਿਨਾਂ ਦੇ ਨਾਂ ਪੰਜਾਬੀ ਵਿੱਚ ਲਿਖੇ ।

ਪ੍ਰਸ਼ਨ 5. ਦਸ - ਦਸ ਫੁੱਲਾਂ ਦੇ ਨਾਂ, ਰੁੱਖਾਂ ਦੇ ਨਾਂ ਲਿਖੋ।

ਪ੍ਰਸ਼ਨ 6. ਬੋਲੀ ਦੀ ਪਰਿਭਾਸ਼ਾ, ਕਿਸਮਾਂ , ਮਾਂ - ਬੋਲੀ, ਰਾਸ਼ਟਰੀ ਤੇ ਅੰਤਰਰਾਸ਼ਟਰੀ ਭਾਸ਼ਾ ਲਿਖੋ।



संस्कृत

- * लिख धातु रूप (लट् और लृट् लकार) अपनी उत्तर पुस्तिका में लिखिए और याद कीजिए ।
- * राम शब्द रूप को लिखिए व याद कीजिए ।
- * अपना परिचय देते हुए पाँच वाक्य अपनी उत्तर पुस्तिका में लिखिए ।
- * पाँच वाहनों के चित्र उत्तर पुस्तिका में चिपका कर उनके नाम संस्कृत में लिखें।
- * विद्या से संबंधित किन्हीं दो श्लोकों को याद करके अपनी उत्तर पुस्तिका में लिखिए और सस्वर वाचन का अभ्यास कीजिए ।

Computer Science

1. Explore Microsoft Windows operating system and list out some utility software that come along with MS Windows operating system.



2. Log on to the Internet and find out the information about the following utility software available for Personal computers.

- a) PC Booster
- b) CCleaner
- c) WinRAR



General Knowledge Assignment

1. Who is the present Governor of Haryana?

Ans.

2. Which is the smallest bird in the world?

Ans.

3. Who is the richest female in the world at present?

Ans.

4. Who is the richest actor in the world at present?

Ans.

5. Which is the largest muscle in the human body?

Ans.

6. What is the average life span in India?

Ans.

7. Which country has the oldest population in the world?

Ans.

8. Who is the shortest mobile female living in the world?

Ans.

9. Which is the largest bird in the world?

Ans.

10. Who is the Vice President of India?

Ans.



ART

- 1. Do page no. 10 to 30 in the Art Book.*
- 2. Make an article using old CDs.*

HAPPY

Holidays!





PRATAP PUBLIC SCHOOL

PANIPAT

Holidays' Homework (June 2020)

Class - VIII

English:

1. Do the comprehensions from page no. 4 to page no. 7.
2. Complete the exercises related to 'Tenses' and 'Active and Passive Voice' in BBC Compacta.
3. Complete assignments from page no. 102 to page no. 108 in BBC Compacta.
4. The lockdown period has had a positive impact on the environment. Write a paragraph about the changes you have observed and their benefits.

Hindi:

ग्रीष्म कालीन अवकाश कार्य

विषय - हिंदी

1. व्याकरण पुस्तिका ' मैं और मेरा व्याकरण ' में पृष्ठ 298 पर दिया गया अनौपचारिक पत्र - 1 लिखिए और याद कीजिए।
 2. कवि ' सुमित्रानंदन पंत ' एवं कवयित्री ' महादेवी वर्मा जी ' के जीवन परिचय का वर्णन करते हुए उनकी रचनाओं के विषय में लिखिए।
 3. टीवी और मोबाइल के बिना बिताए हुए अपने 1 दिन का अनुभव अपने शब्दों में लिखिए।
 4. कोरोना वायरस महामारी के कारण चल रही ऑनलाइन कक्षाओं के अनुभव को पाँच पंक्तियों में व्यक्त कीजिए।
- नोट:- उपरोक्त लिखित कार्य को अपनी हिंदी की उत्तर पुस्तिका में कीजिए।

Mathematics:

1. Write and learn squares and cubes of numbers 1 to 15.
2. Revise Unit 1 and 2.
3. Do test paper-1 of Unit 1 and 2 given in the practice section of your book.
4. Activity:
 - i. Verify the angle sum property of a quadrilateral.
 - ii. Make a collage on beautiful scenery using mathematical shapes.

Science:

1. Write the given question answers of Chapter – 2 (Microorganisms: Friend or Foe) and Chapter – 6 (Combustion and Flame) in your notebook.
2. We are at home for the last two and a half months due to corona pandemic. With the safety guidelines of WHO and Health Ministry of India we are now aware how to stay safe from the communicable disease COVID-19. But it is not the only communicable disease which can harm us and affect our lives. There are many such diseases in the world. Find out 5 different types of communicable diseases, their symptoms, vaccines and inventor of those vaccines. Write down about each disease on A3 sized sheet.
3. Make a neat and well labeled diagram of the following on a chart :

Roll no	Topic
1 – 10	Various types of microorganisms
11 – 20	Different zones of candle flame
21 – 30	Nitrogen cycle
31 – 39	Types of Fire extinguishers

4. Donating blood can be a great way of giving back to your community but there are many things to take into consideration while donating. Prepare a pamphlet on A4 sized sheet and highlight five DO's and five DONT's that must be followed while donating blood.

Social Science:

Geography

1. Prepare A4 sized sheets showing change in land use over time. (Refer pg. no. 11)
2. Prepare a chart showing factors affecting soil formation. (Refer pg. no. 13)
3. **Project Work:** Answer following questions in your own words:
 - a) What are the main sources of water?
 - b) How much water do we use every day? (Refer pg. no. 16)
 - c) What are the problems of water availability?
 - d) How can we conserve water?

Civics

1. Search and draw the Preamble of Indian Constitution on a A4 sized sheet in a creative manner.
2. Find out about the members of Constituent Assembly who played an important role in making the Constitution. Paste pictures of them along with their brief life sketch in a Scrap Book.

Computer Science:

1. Chapter – 1

Activity 2 on Page 14 : Imagine you are designing a smart AI powered security system for your school/house. Make a report about the features and working of the security system.

2. Chapter – 6

Create an “ONLINE SHOPPING” website using different tags of HTML.

Punjabi:

ਪੰਜਾਬੀ (ਛੁੱਟੀਆਂ ਦਾ ਕੰਮ) ਜਮਾਤ ਅੱਠਵੀਂ



ਪ੍ਰਸ਼ਨ 1. ਨਿੱਕੀ ਆਂਕਣੀਆਂ ਦੇ ਪਾਠ 1,2,3 ਦੇ ਔਖੇ ਸ਼ਬਦਾਂ ਦੇ ਅਰਥ ਯਾਦ ਕਰਨੇ ਤੇ ਲਿਖਣੇ ਹਨ।

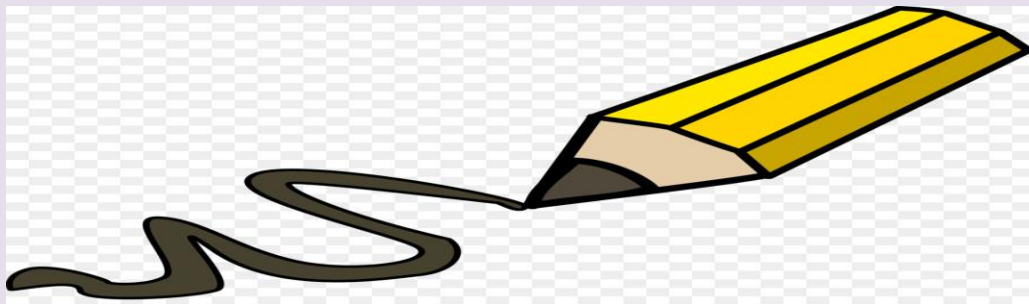
ਪ੍ਰਸ਼ਨ 2. ਲਗਾਂ ਮਾਤਰਾਵਾਂ ਦਾ ਚਾਰਟ ਬਣਾਉ।

ਪ੍ਰਸ਼ਨ 3. 1 ਤੇ 2 ਪਾਠ ਪੜ੍ਹੇ ਤੇ ਅਭਿਆਸ ਪੂਰੇ ਕਰੋ।

ਪ੍ਰਸ਼ਨ 4. ਅੰਗਰੇਜ਼ੀ ਤੇ ਦੇਸੀ ਮਹਨਿਆਂ ਅਤੇ ਦਿਨਾਂ ਦੇ ਨਾਂ ਪੰਜਾਬੀ ਵਿੱਚ ਲਿਖੋ।

ਪ੍ਰਸ਼ਨ 5. ਇੱਕ ਤੋਂ ਪੰਜਾਹ ਤੱਕ ਗਿਣਤੀ ਲਿਖੋ।

ਪ੍ਰਸ਼ਨ 6. ਬੋਲੀ ਦੀ ਪਰਿਭਾਸ਼ਾ, ਕਿਸਮਾਂ, ਮਾਂ - ਬੋਲੀ, ਰਾਸ਼ਟਰੀ ਤੇ ਅੰਤਰਰਾਸ਼ਟਰੀ ਭਾਸ਼ਾ ਲਿਖੋ।



Sanskrit:

ग्रीष्म कालीन अवकाश कार्य

विषय - संस्कृत

1. मातृ शब्द रूप को अपनी उत्तर पुस्तिका में लिखिए व याद कीजिए।
2. दृश् और स्था धातु रूप (लट् और लृट्कार) अपनी उत्तर-पुस्तिका में लिखिए और याद कीजिए।
3. छात्र अपनी उत्तर पुस्तिका में संस्कृत के तीनों वचनों का प्रयोग करते हुए वचन से संबंधित तीन-तीन वाक्य लिखें।
4. किसी एक विश्व प्रसिद्ध भारतीय महिला का चित्र अपनी उत्तर-पुस्तिका में चिपकाकर उसके बारे में संस्कृत में पाँच वाक्य लिखिए।

Art and Craft:

1. Draw pictures from page no. 10 to page no. 25 from Art book.
2. Make one pen stand with any waste material.

General Knowledge:

1. Who is the present Governor of Haryana?
2. Which is the smallest bird in the world?
3. Who is the richest female in the world at present?
4. Who is the richest actor in the world at present?
5. Which is the largest muscle in the human body?
6. What is the average life span in India?
7. Which country has the oldest population in the world?
8. Who is the shortest female living in the world?
9. Which is the largest bird in the world?
10. Who is the Vice President of India?



happy
HOLIDAYS

A festive holiday greeting card. The word "happy" is written in a red, cursive script, and "HOLIDAYS" is written in a green, blocky, all-caps font. The text is surrounded by various green leaves and clusters of red berries, including holly leaves and what appears to be a sprig of mistletoe. The entire design is set against a white background.